



PARK & SUN SPORTS®


www.parksun.com

800-776-7275

BADMINTON INSTRUCTIONS

Model: Badminton Sport

Badminton Sport Includes



1" Steel poles, 3 piece, with pole ground spikes
21' Official size net - 1" top & bottom tape -
4" side sleeves

Guyline set

4 - Guyline ground stakes

4 - Steel frame rackets

3 - A-grade shuttlecocks

Equipment bag

Pole and Net Assembly

Pro Set: Slip net onto upper pole section and attach top net cord through small eyebolt on pole [Diagram 1a]. Tie a double knot on the eyebolt to keep the rope from slipping. Slip excess cord into sleeve [Diagram 2].

Tournament & Sport Set: Slip net onto upper pole section and attach top net cord through pole loop clip [Diagram 1b]. Tie a knot to anchor cord and slip excess cord into sleeve [Diagram 2].



Diagram 1A

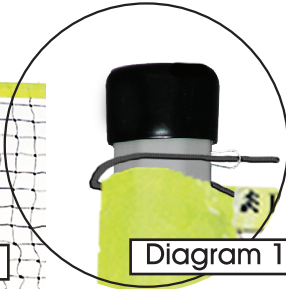
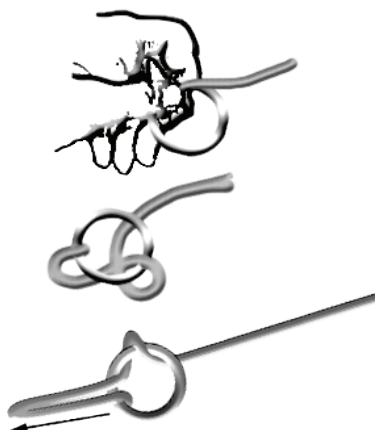


Diagram 1B



Diagram 2

Guyline Assembly

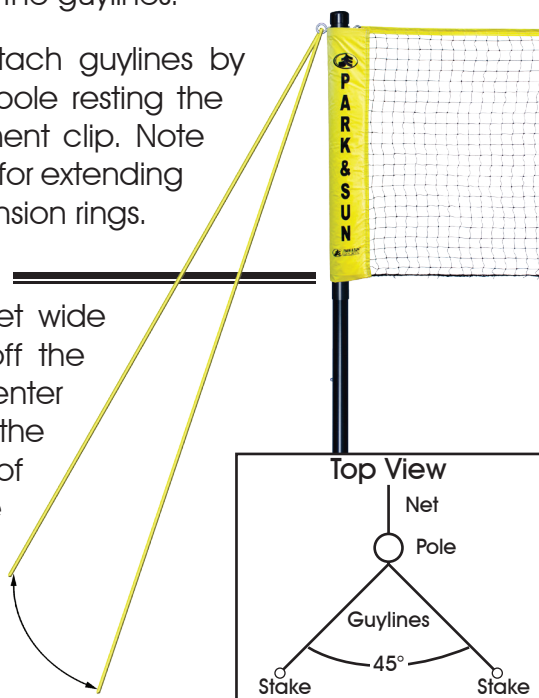
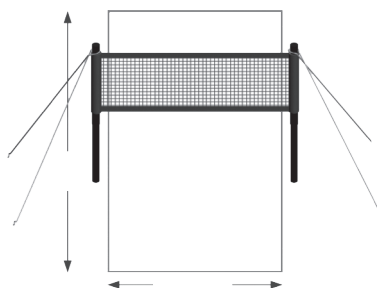


Pro Set: Attach guyline by using s-hook and connecting to large eyebolt on the pole. Extend guylines at 45° angle, approximately 5'-8' apart. Attached to each end of the guyline is a metal tension ring. Hold the metal ring with your left hand. With your right hand, push the small clip two times through the ring. Grasp the second loop that you've just formed, and pull it until the loop is about 12" from the tension ring. Insert stakes through the guyline loops and into the ground. Adjust by pulling up on the tension rings to tighten the guylines.

Tournament & Sport Set: Attach guylines by attaching center loop over pole resting the guylines on the net attachment clip. Note the instructions on the pro set for extending the guylines and using the tension rings.

Boundary Set-up

Standard court size is 20 feet wide and 44 feet long. Square off the boundary and place the center line marker one foot inside the poles. Secure each corner of the boundary lines with the metal hooks.



BASIC BADMINTON RULES

Court Size: Standard court size is 20 feet wide and 44 feet long. The length and width; however, can be increased or decreased based on the area available.

Net: The net is stretched across the center of the court dividing it in half. The net height should be 5' in the center of the net to 5'1" at the poles

How Many Can Play: In doubles there are two players per side; in singles, one per side.

Service: The team winning the toss of the coin shall have the option of serving first, receiving the serve or choosing the court side. The side that serves first has only one service to start the game. After the game begins, each team gets two serves.

Service Rotation: The team which serves first must serve from their right half court diagonally opposite to their opponents right half of the court (see diagram).

Doubles: The serve must alternate from the right half of the court to the left half of the court after each serve, so no player receives consecutive serves. Teammates must serve consecutively.

Singles: The players serve from the right half of the court when their score is "0" or an even number of points. Service is delivered from the left half of the court on odd number of points. If the team serving makes a fault, one serve is lost. Of the team receiving the serve makes a fault, the team serving gets a point and continues to serve. The serve must alternate from right and left half of the courts after each serve as stated before.

The Game: Can be played to 15 or 21 points. The best two out of three games wins the match. Team changes court sides after each game.

Faults:

- If the shuttle is served overhand. The shuttle must be struck at a point not higher than the server's waist.
- In serving, if the shuttle falls into wrong service court, falls short of the service line or beyond the long service line or outside the side boundaries.
- If the server or person receiving the service does not serve from within their right side or left half of the court, whichever the case might be.
- If the server or player intentionally distracts, balks or obstructs his opponent.
- If the server in attempting a serve, misses the shuttle.
- If during service or play, the shuttle falls outside the court boundaries, passes through or under the net or fails to pass over the net.
- If a player reaches over the net and hits the shuttle on their opponent's side of the court. However, a player may hit the shuttle on their side of the court and follow through on the swing over the net.
- If the shuttle is hit twice in succession by the same player or the shuttle is hit by a player and his teammate successively.

Note: It is not a fault if the shuttle hits the net during service or play and goes over the net. If this occurs during the serve it is just reversed.

