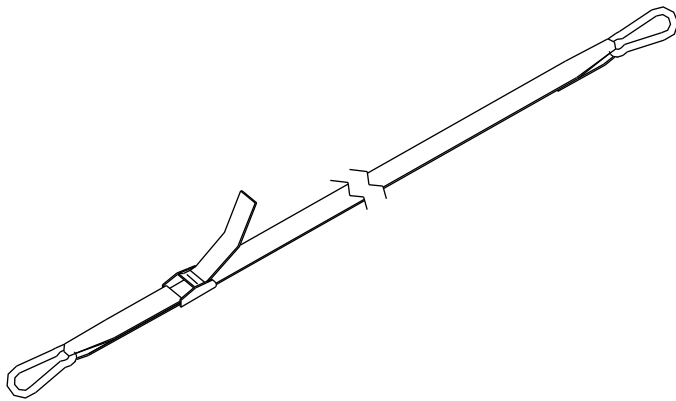




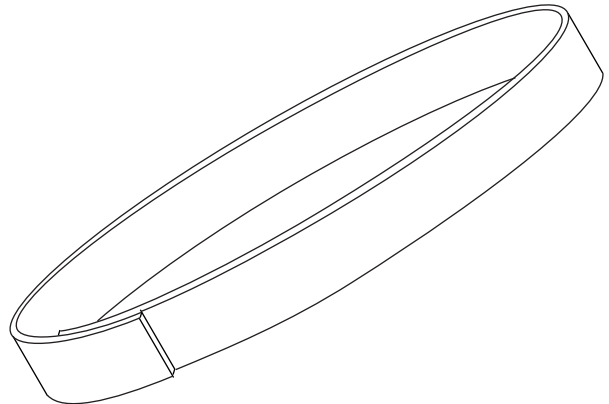
ASSEMBLY INSTRUCTIONS FOR 10B44 NET SUPPORT STRAP

1. Unpack all parts and check for damage that may have occurred during shipping. If damage has occurred, notify trucking company immediately. Lay out all parts. Remove all cardboard and packaging immediately. Wet or damp packaging may damage contents.
2. Read through entire instruction before beginning assembly and installation.

Adjustable Strap (2)



Universal Strap (4)



ITEM #	GOAL WIDTH
10B4401	6'
10B4402	9'
10B4403	12'
10B4404	18-1/2'
10B4405	21'
10B4406	24'

*****CAUTION*****

All sports equipment must be anchored at all times. Sports equipment not in use must be disassembled and stored in a safe, secure place. Assembled sports equipment should not be left unattended. Do not use this equipment during the threat of high winds. Sports equipment should be checked for safety on a regular basis. Any modifications to this or any Kwik Goal product will void any and all warranties.

140 Pacific Drive Quakertown, PA 18951
(P) 215-536-2200 / (P) 800-531-4252 / (F) 215-536-4309 / (F) 800-778-8869
Visit our website @ kwikgoal.com
© 2014 Rev 2017 Kwik Goal Ltd.

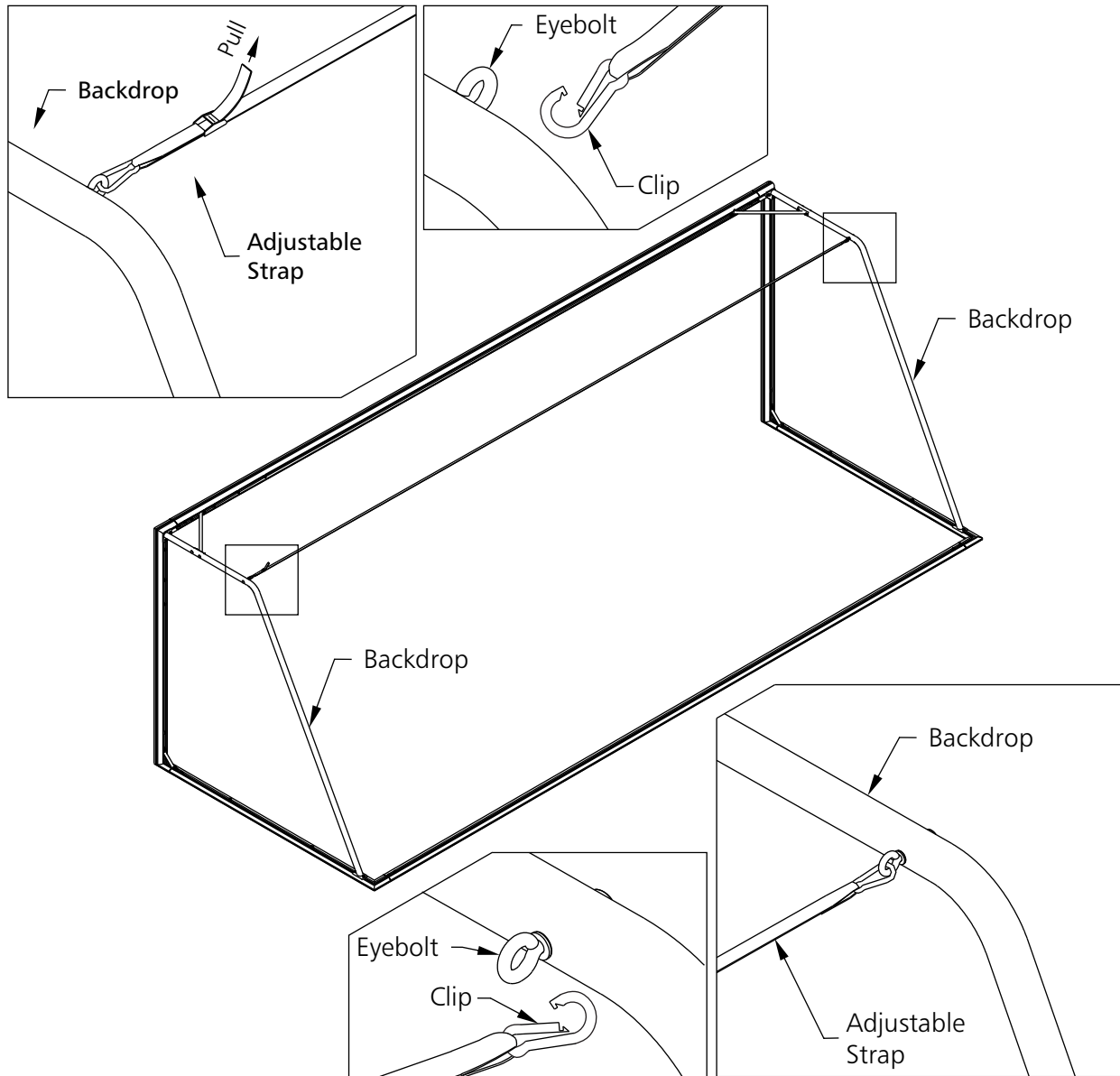


IMPORTANT SAFETY INSTRUCTIONS READ CAREFULLY

1. Check for structural integrity and proper connecting hardware before every use. Replace damaged or missing parts or fasteners immediately.
2. Safety/Warning labels must be clearly visible.
3. Securely anchor moveable sports equipment at ALL times.
4. Always instruct players, managers, coaches, trainers, teachers, maintenance and all other personnel who might come in contact with the goal, on the safe handling of and potential dangers associated with moveable sports equipment.
5. Always exercise extreme caution when moving sports equipment and allow adequate manpower to move sports equipment of varied sizes and weights. Moveable sports equipment should only be moved by authorized personnel.
6. NEVER allow anyone to climb on the net or sports equipment framework.
7. Moveable sports equipment should only be used on LEVEL fields, NEVER on a slope or hill area.
8. Remove nets when sports equipment is not in use.
9. Most of the tip-over injuries occurred when sport equipment are unattended. Anchor or chain one sport equipment to another, or to nearby fence posts, dugouts, or any other similar sturdy fixture when not in use. If this is not practical, store moveable sports equipment in a place where children cannot have access to them.
10. Fully disassemble all sports equipment for seasonal storage.

Backdrops with Eyebolts

1. Unpack all parts, and report any damages to the delivery trucking company immediately.
2. Attach adjustable strap to the eyebolts in the backdrop as shown. Pull adjustable strap tight as shown.
(NOTE: Do not over tighten. Over tightening may damage goal.)



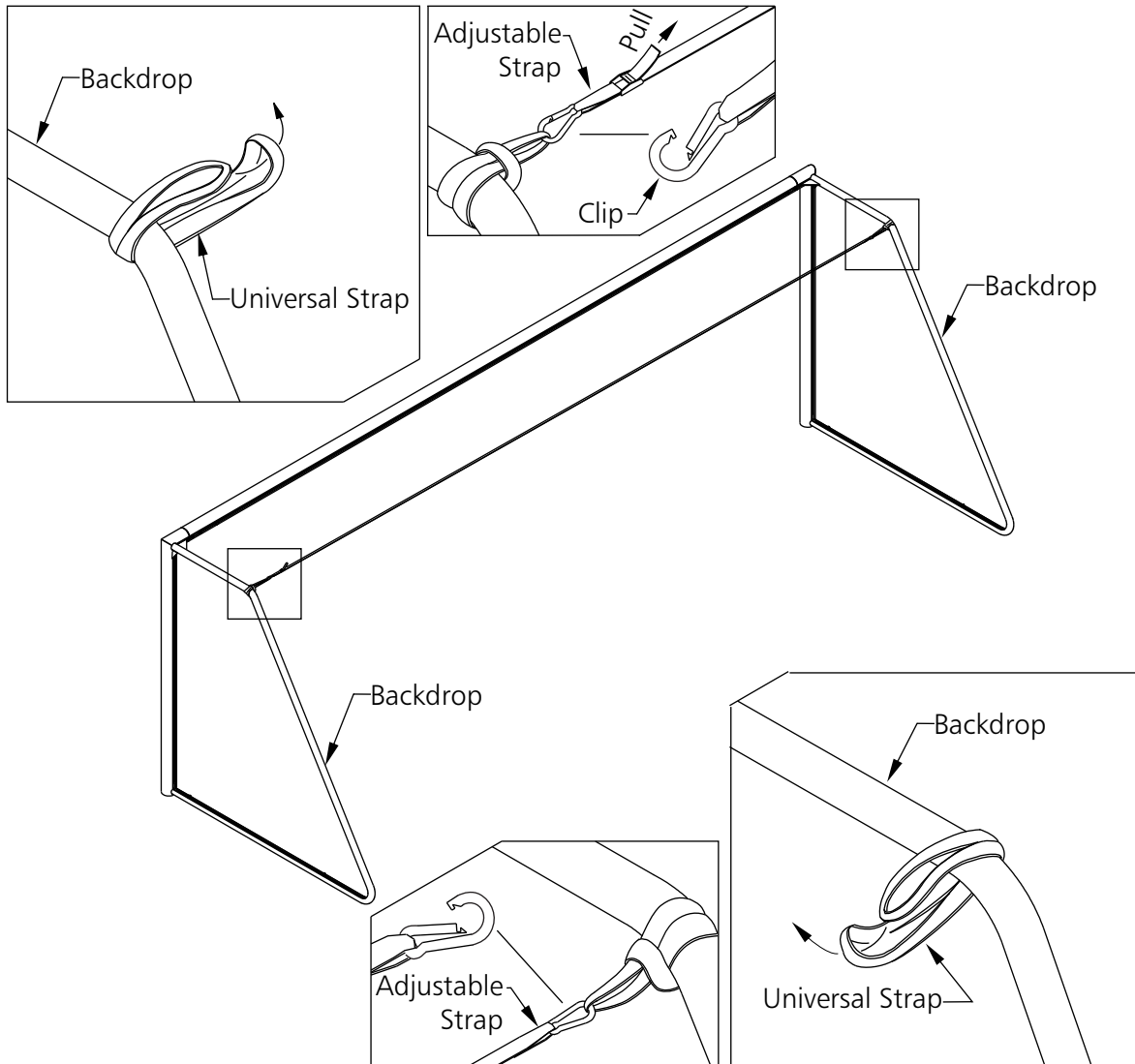
3. Tie all excess strap to itself to prevent from hanging in goal area.

*****CAUTION*****

All sports equipment must be anchored at all times. Sports equipment not in use must be disassembled and stored in a safe, secure place. Assembled sports equipment should not be left unattended. Do not use this equipment during the threat of high winds. Sports equipment should be checked for safety on a regular basis. Any modifications to this or any Kwik Goal product will void any and all warranties.

Universal Backdrops
(No Eyebolts)

1. Unpack all parts, and report any damages to the delivery trucking company immediately.
2. Wrap universal strap around back drop then attach adjustable strap. Pull adjustable strap tight as shown **(NOTE: Do not over tighten. Over tightening may damage goal.)**



3. After pulling Kwik Strap tight, excess strap can be trimmed to length. Leave 12" to 18" of excess strap for ease of removal and re-installation. (Note: To keep end of adjustable strap from fraying, ends can be melted after being cut.) Tie all excess strap to itself to prevent from hanging in goal area.

Go to kwikgoal.com for additional product information.

*****CAUTION*****

All sports equipment must be anchored at all times. Sports equipment not in use must be disassembled and stored in a safe, secure place. Assembled sports equipment should not be left unattended. Do not use this equipment during the threat of high winds. Sports equipment should be checked for safety on a regular basis. Any modifications to this or any Kwik Goal product will void any and all warranties.