

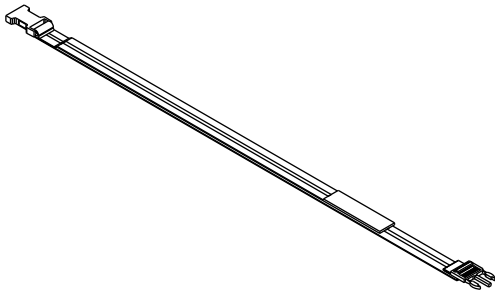


INSTRUCTIONS FOR 16A2101 MIRROR BELT

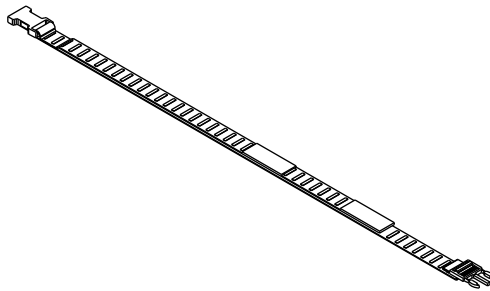
1. Unpack all parts and check for damage that may have occurred during shipping. If damage has occurred, notify trucking company immediately. Lay out all parts. Remove all cardboard and packaging immediately. Wet or damp packaging may damage contents.

Parts

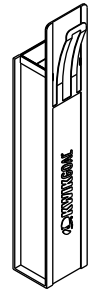
Red/Black Waist Band (1)



Black/Silver Waist Band (1)



Carry Bag (1)



2. Adjust the waist bands accordingly to fit each player.
3. Attach the waist bands together at the desired length using the hook and loop fasteners. More hook and loop overlap will create stronger breakaway tension.



Go to kwikgoal.com for additional product information.