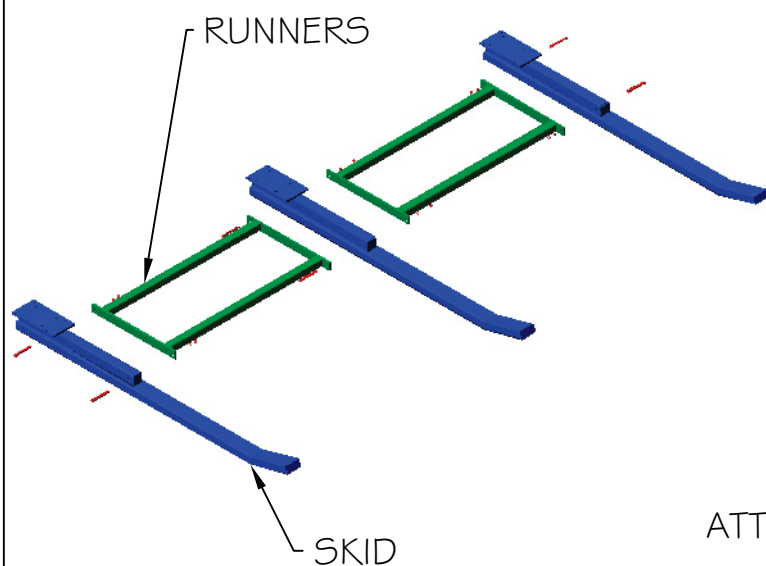


**FISHER**  
 SALISBURY, NC CAMARGO, IL  
 1-800-438-6028

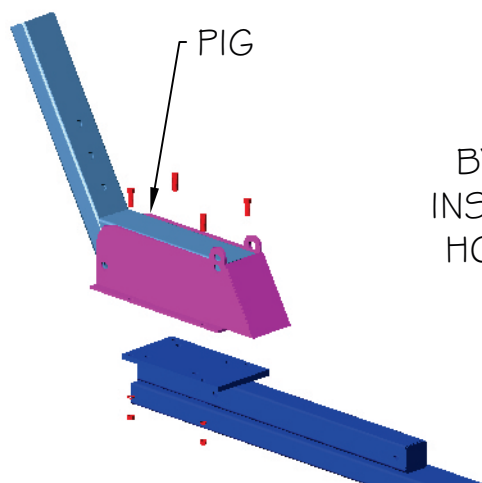
FISHER ATHLETIC  
 P.O. BOX 1985  
 SALISBURY, NC 28145  
 PHONE: 800-438-6028  
 FAX: 800-272-4448

## BIG BOOMER SLED

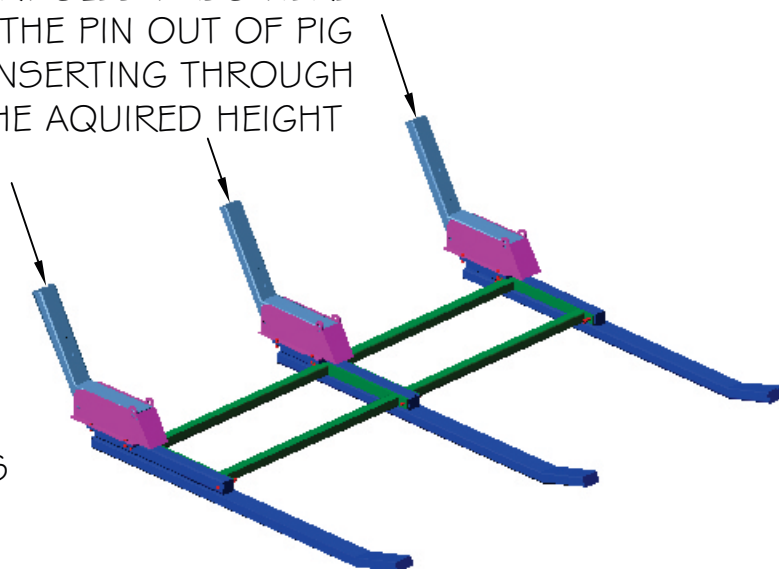
PART LIST	SIZE OF SLED						HARDWARE LIST	SIZE OF SLED					
	9002	9003	9004	9005	9006	9007		9002	9003	9004	9005	9006	9007
SKIDS	2	3	4	5	6	7	$\frac{1}{2}$ " X $1\frac{1}{2}$ " BOLT	8	12	16	20	24	28
RUNNERS	1	2	3	4	5	6	$\frac{1}{2}$ " X $4\frac{1}{2}$ " BOLT	4	6	8	10	12	14
PIG	2	3	4	5	6	7	$\frac{1}{2}$ " LOCK WASHER	4	6	8	10	12	14
							$\frac{1}{2}$ " NUT	4	6	8	10	12	14
							$\frac{1}{2}$ " LOCK NUT	8	12	16	20	24	28



ATTACH RUNNERS TO SKIDS BY INSERTING (2)  $\frac{1}{2}$ " X  $4\frac{1}{2}$ " BOLTS AND (2)  $\frac{1}{2}$ " NUTS AND LOCK WASHERS PER SKID. (SO THAT THE HEAD OF THE BOLT IS TO THE OUTSIDE AND THE NUT IS TO THE INSIDE)



INSERT SLED PADS HERE BY PULLING THE PIN OUT OF PIG INSERT AND INSERTING THROUGH HOLES TO THE ACQUIRED HEIGHT



ALIGN THE BIG BOOMER PIGS ABOVE THE SKID AND BOLT TOGETHER WITH (4)  $1\frac{1}{2}$ " X  $1\frac{1}{2}$ " BOLTS AND (4)  $\frac{1}{2}$ " LOCKNUTS