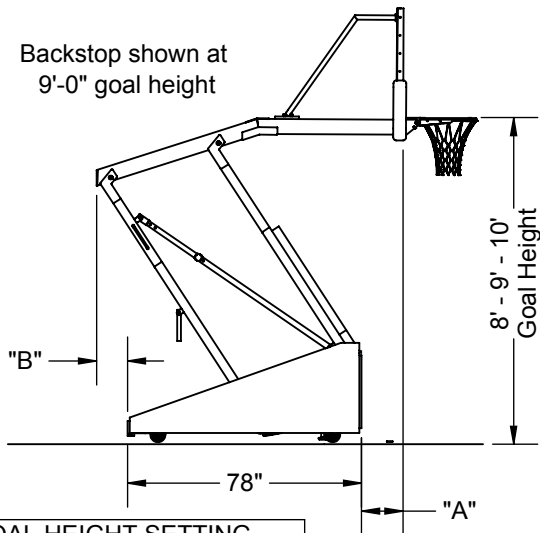


# 735050 - PORTABLE BACKSTOP

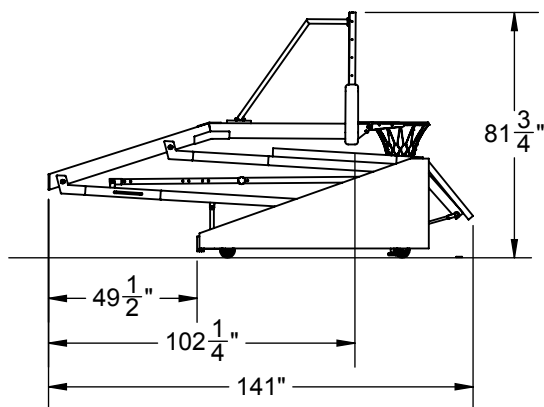
## HEIGHT-ADJUSTABLE PORTABLE BACKSTOP WITH 5'-0" EXTENSION

Backstop shown at  
9'-0" goal height



GOAL HEIGHT SETTING			
	10'	9'	8'
A	5'	1' 2"	N/A
B	N/A	10-1/2"	26"

Unit shown in transport / storage position



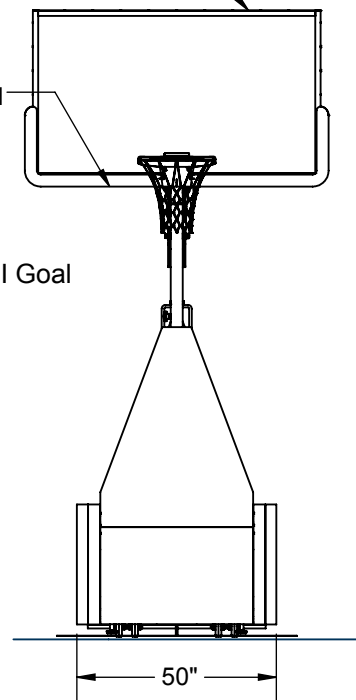
No. 208

Rectangular Glass Backboard

No. 00326000  
Backboard Pad

No. 236054

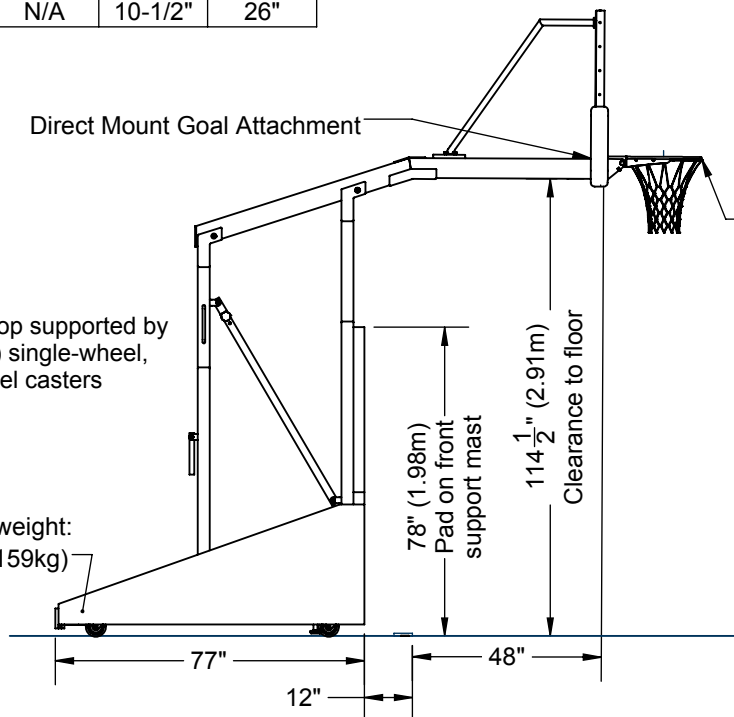
ULTRA-Flex II Goal



Direct Mount Goal Attachment

Backstop supported by  
four (4) single-wheel,  
5" swivel casters

Counter-weight:  
350 lbs (159kg)



### NOTE

XX - Pad Set Color

YY - Frame Color

2 3/4" (70mm) thick protective front pads

2 3/4" (70mm) thick protective side pads

\* Silver available for frame color only, not pad set color

\*\* Backboard pad to match vinyl color (white and tan padding receive gray backboard padding)

Color Selection		
01 - Light Blue	06 - Yellow Gold	11 - Purple
02 - Royal Blue	07 - Silver *	12 - Black (Gloss)
03 - Red	08 - Tan/Old Gold	13 - Navy Blue
04 - White	09 - Gray	14 - Kelly Green
05 - Orange	10 - Maroon	15 - Dark Green

- 735050CXXYY - 735 PORTABLE; MANUAL; 5' EXTENSION

- 735050CXXYYSP - 735 PORTABLE; MANUAL; 5' EXTENSION;  
WITH GRAPHIC PADS

# 735050 - PORTABLE BACKSTOP

## HEIGHT-ADJUSTABLE PORTABLE BACKSTOP WITH 5'-0" EXTENSION

### SPECIFICATIONS

#### PORTER No. 735050 HEIGHT ADJUSTABLE PORTABLE BACKSTOP WITH 6'-0" x 3'-6" RECTANGULAR GLASS BACKBOARD

Backstop shall be designed for use at official goal height setting of 10'-0" (3.05m) with an integral height adjustment locking mechanism which also allows the unit to be used and locked into position at 8'-0" (2.44m) and 9'-0" (2.75m) goal heights. Backstop to be portable, not requiring any additional weights or floor anchors when used as a shooting station. Unit shall be positioned on the floor by means of two (2) hand operated, retractable, positioning floor locks. Base shall be equipped with four heavy-duty, non-marking, urethane-tire, 5" diameter, single-wheel, swivel casters.

Base of unit shall be 4'-2" (1.27m) in width x 6' 5" (1.96m) in length (including padding). Base shall be constructed of heavy-wall, 3" x 2" (7.6cm x 5cm) structural steel tubing. Base shall be furnished complete with compact, solid steel ballast (350 lbs – 159kg) weights concealed and nested inside frame of the unit.

Front and rear vertical support assemblies shall be fabricated of heavy-wall 3" (7.6cm) square steel sections, diagonally braced by 3" x 2" (7.6cm x 5cm) structural steel tubing sections for maximum rigidity. Upper and lower ends of vertical supports shall pivot in adjustable, oil impregnated bronze bushings for maintenance free operation.

Center horizontal backboard support shall be fabricated from heavy-wall 5" x 3" (12.7cm x 7.6cm) steel tubing extending from the upper ends of the vertical supports. The horizontal extension tube extends to a heavy mounting plate positioned directly behind the goal mounting hole pattern on the backboard. The design of the unit shall transfer the load of the goal directly to the backboard support so as to minimize stress to the backboard. Extension assembly shall provide a full 5'-0" (1.5m) from the face of the backboard to the front padding at the 10'-0" (3.05m) goal height setting.

A counterbalanced-type multiple tension spring operating system concealed within the backstop shall allow one individual to easily raise or lower backboard to be easily raised or lowered within a five second cycle time without the use of additional tools or power mechanisms. Counterbalance system shall be completely enclosed and out of sight. Goal shall be locked in playing position (8', 9', or 10') by means of an integral, telescoping diagonal brace system equipped with a positive thru pin and pressure lock arrangement to provide stability in all positions. The thru pin mechanism is designed to accept a padlock provided with each unit to lock the backstop at any playing height or storage position to eliminate use or operation by unauthorized individuals.

Backstop shall be furnished with durable protective padding on front vertical support and on front and sides of base. Padding shall consist of a minimum 2" thick shock absorbing foam, covered with a 19oz. (per square yard) vinyl coated polyester scrim material for superior rip and tear resistance. Padding shall be provided with a rigid, solid-core plywood backing for securing to the backstop frame. Entire top of base section shall be enclosed by a matching vinyl covered enclosure. Padding shall be supplied in color selected; colors options include sky blue, royal blue, red, white, orange, yellow gold, tan, gray, maroon, purple, black, navy blue, kelly green or dark green. Specify vinyl color.

Overall dimension of backstop in folded, storage position: Height of 6'-9 3/4" (2.08m), Width of 4'-2" (1.27m) (backboard Width of 6'-4" (1.93m)), Length of 11'-9" (3.59m).

All metal parts of backstop shall be furnished with a durable powder coat finish. Specify powder coat color.

BACKBOARD – No. 208 Fully Welded Steel frame Regulation Glass Backboard– See Page No. B-208 for specifications.

BACKBOARD SAFETY PADDING – No. 00326000 Pro-Pad®– See Page No. B-326 for specifications.

\*Backboard pad color will match pad vinyl color selected (white and tan padding receive gray backboard padding).

GOAL – No. 236054 Ultra-Flex II® Adjustable Goal – See Page No. B-236054 for specifications.