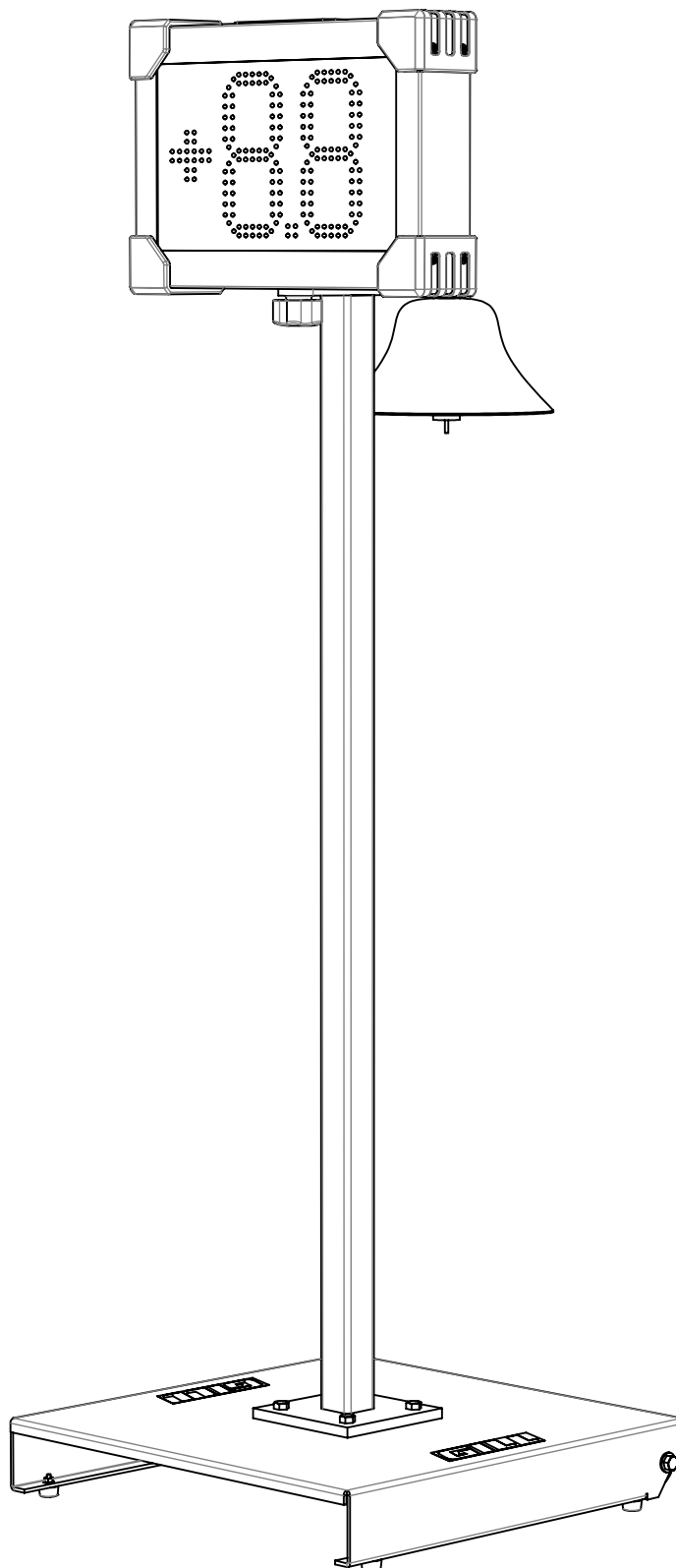




www.gillathletics.com
800-637-3090

728 - 2 Digit Display Stand Specifications



The display stand is 4'-10" tall with the 2 digit electronic display (sold separately)

The aluminum upright is powder coated black

The black powder coated steel base is 18" sq with tip and roll wheels

Parts:

700105 - 18" Steel Base

72820 - Upright Post & Bell

E49872 - 2 Digit Display (sold separately)

THIS WARNING IS GIVEN IN COMPLIANCE
WITH CALIFORNIA'S PROPOSITION 65:

WARNING

This product contains chemicals known to the
State of California to cause cancer, birth defects
or other reproductive harm.

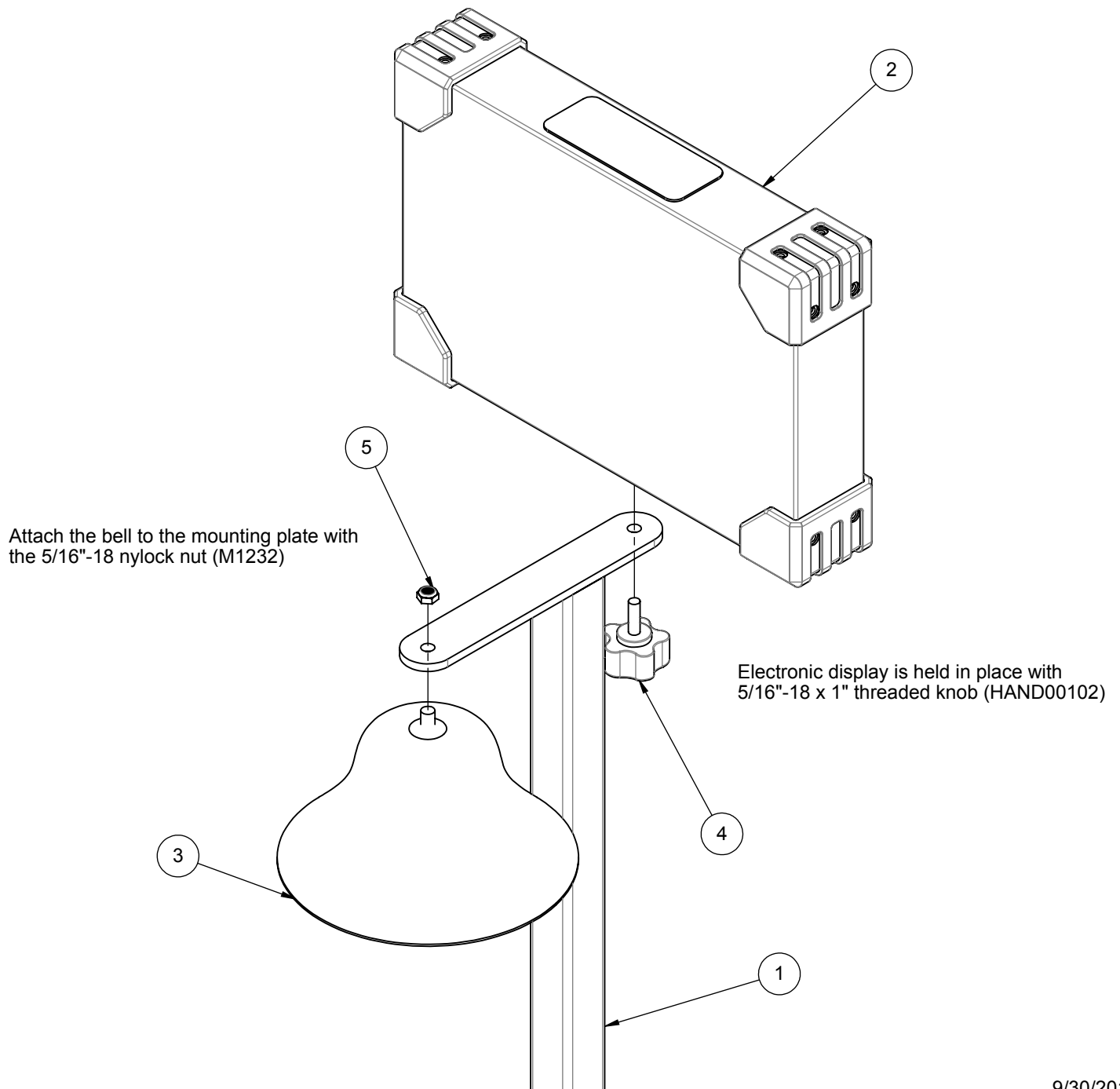


www.gillathletics.com
800-637-3090

728 - 2 Digit Display Stand Specifications

#	Part #	Description	QTY.
1	72801	Display Upright	1
2	E49872	Electronic 2 Digit Display*	1
3	M2100	Bell and Gong	1
4	HAND00102	5/16"-18 x 1" Threaded Knob	1
5	M1232	5/16"-18 Nylock Hex Nut	1

* Sold Separately





www.gillathletics.com

800-637-3090

7001 FOLDED BASE ASSEMBLY INSTRUCTIONS

Assemble the base and fasten it to the upright as shown below.

Do not over tighten the nylock nut that holds the skate wheel in place. The wheel must be able to spin.

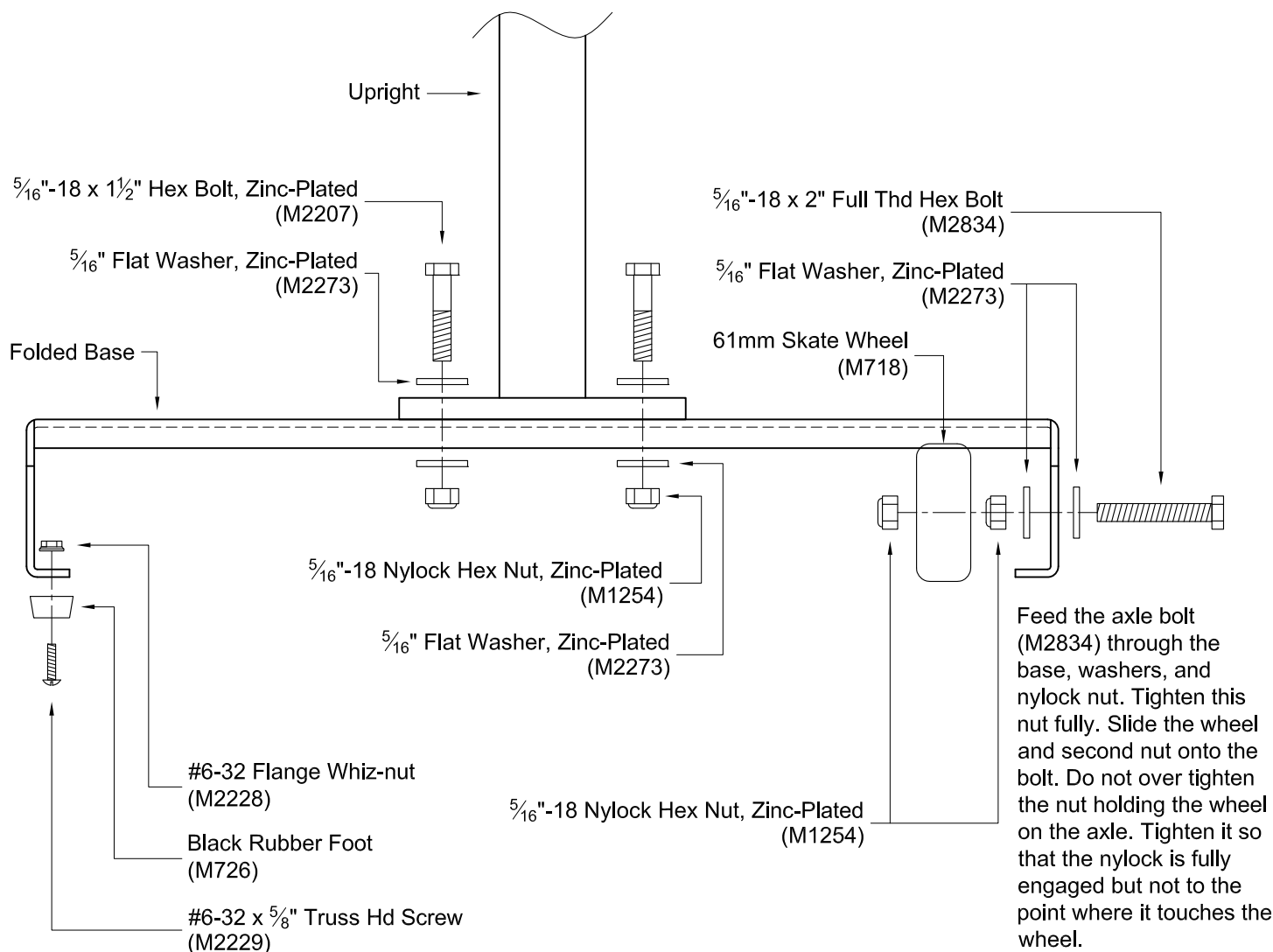
Check equipment for loose connections and re-tighten once per year.

Tools Required:

- (2) $\frac{1}{2}$ " Wrench
- (1) Flat Head Screwdriver

Hardware:

- (4) M726 Black Rubber Foot
- (4) M2229 #6-32 x $\frac{5}{8}$ " Truss Head Screw
- (4) M2228 #6-32 Flange Whiz-nut
- (2) M718 61mm Skate Wheel
- (4) M717B Bearing (2 per skate wheel)
- (2) M2834 $\frac{5}{16}$ "-18 x 2" Full Thread Hex Bolt, Zinc Plated
- (4) M2207 $\frac{5}{16}$ "-18 x $1\frac{1}{2}$ " Hex Bolt, Zinc-Plated
- (8) M1254 $\frac{5}{16}$ "-18 Nylock Hex Nut, Zinc-Plated
- (12) M2273 $\frac{5}{16}$ " Flat Washer, Zinc-Plated



GILL ATH
03/25/08
7001_inst