





# #MBR40 MEDICINE BALL REBOUNDER

A	B	C	D
			



## ASSEMBLY INSTRUCTIONS

1. PLEASE USE A WRENCH TO TAKE OFF TWO SCREWS AND BOLTS FROM THE FIXED LOCATION.
2. READY TO INSERT T-BAR TO THE FIXED LOCATION.
3. AFTER INSERTING T-BAR, PLEASE FIX TWO SCREWS AND BOLTS.
4. FASTEN TWO SCREWS AND BOLTS. THE BOTTOM ON T-BAR CAN BE USED FOR MULTIPLE ANGLES SETTINGS.

