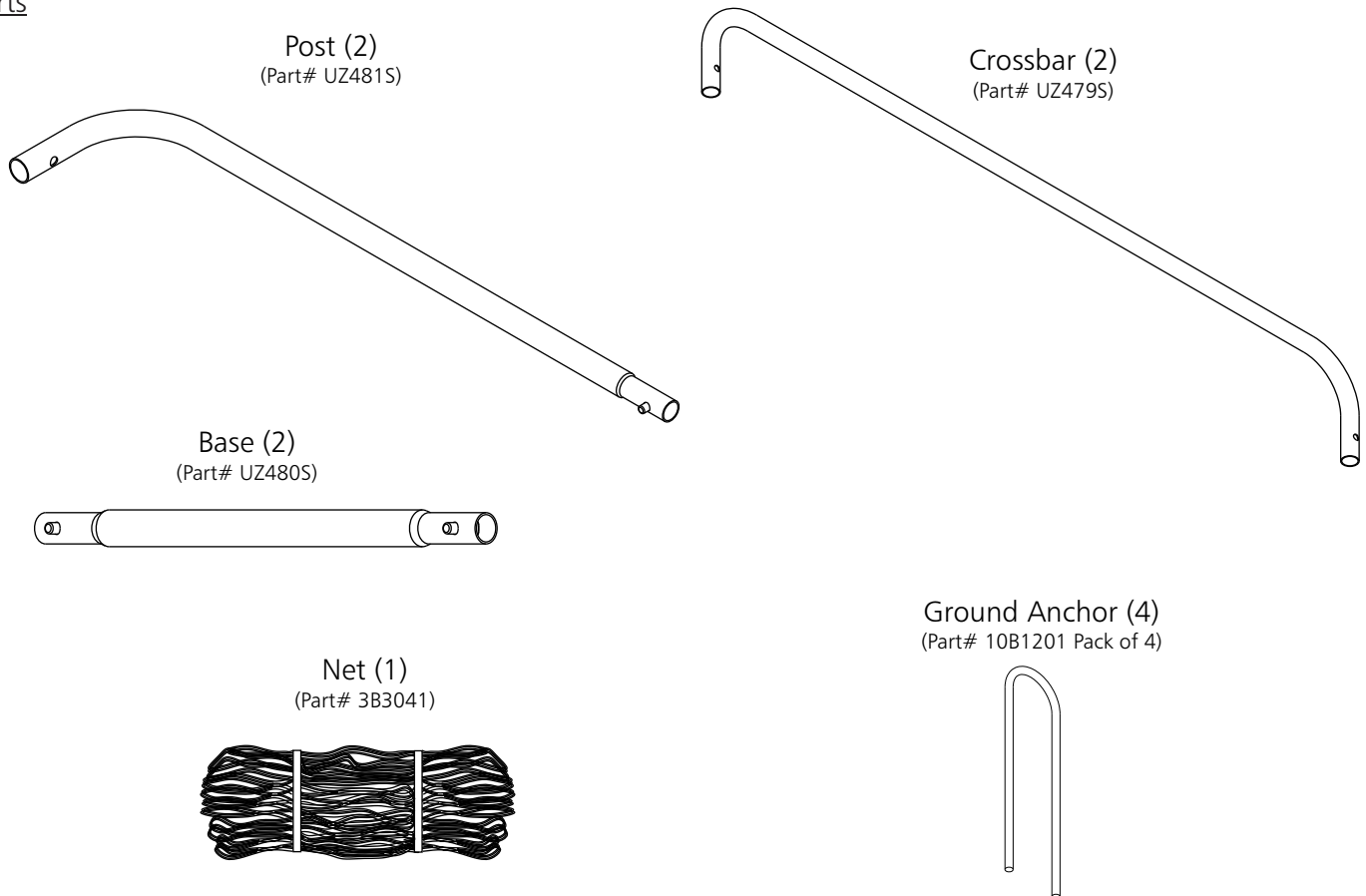




## ASSEMBLY INSTRUCTIONS FOR 2B2201 (PROJECT STRIKEFORCE)

1. Unpack all parts and check for damage that may have occurred during shipping. If damage has occurred, notify Kwik Goal immediately. Lay out all parts. Remove all cardboard and packaging immediately. Wet or damp packaging may damage contents.
2. Read through entire instruction before beginning assembly and installation.

### Parts



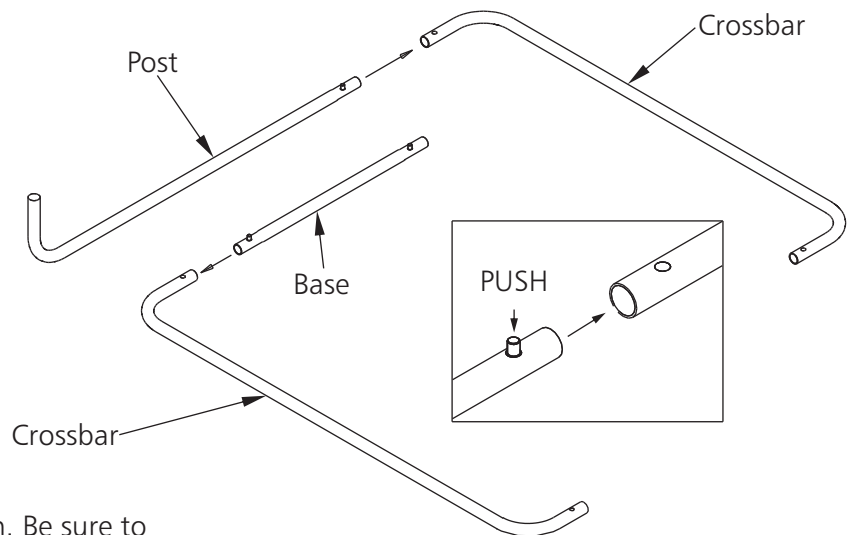
### \*\*\*CAUTION\*\*\*

This goal has been designed to be used for the game of soccer only. Goal posts must be anchored AT ALL TIMES and shall be secured against overturning. Do not climb on the net or goal framework at any time! All fastenings must be checked to insure they are fully tightened before and after each use of this product. Goal posts not in use must be disassembled and properly stored in a safe, secure area (See included Guidelines for Movable Soccer Goal Safety.). Assembled goal posts should not be left unattended. Remove nets when goals are not in use. Do not use this equipment during the threat of high winds. Goal posts should be checked for safety before and after each use.

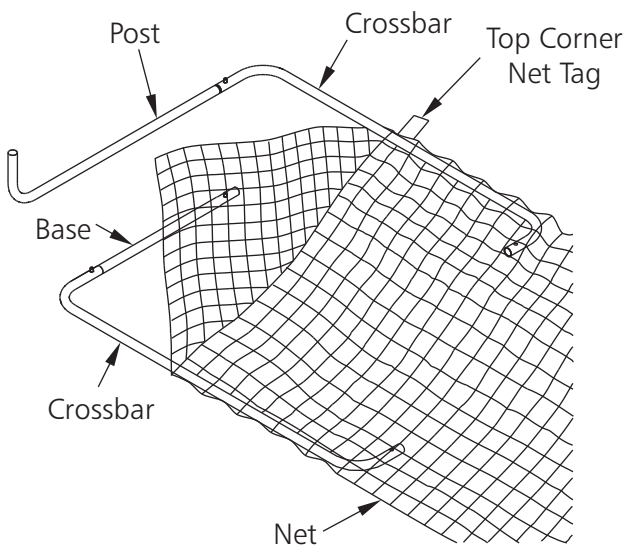
All warning and safety labels included with this product must be visible at all times.

Any modifications to this or any Kwik Goal product will void any and all warranties.

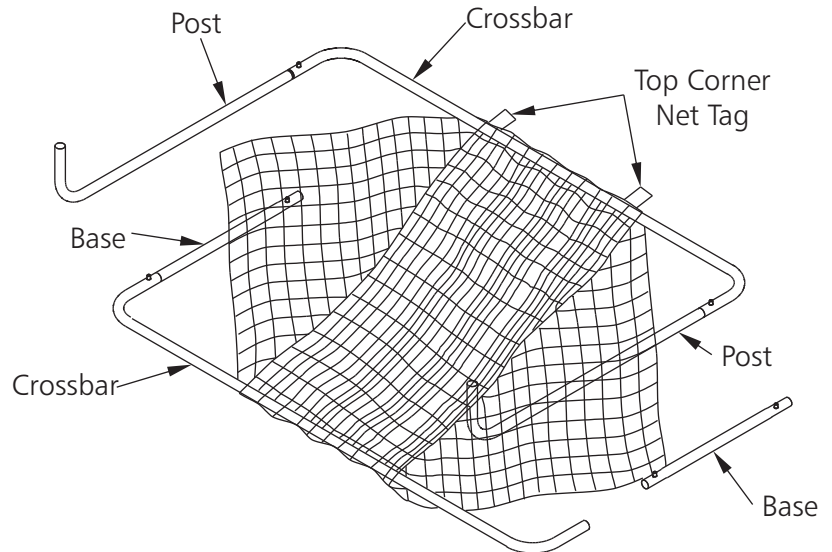
3. Assemble crossbars, base and post as shown.



4. Weave assembled parts onto net as shown. Be sure to note the location of the top corner net tag.



5. Connect crossbars, posts and bases as shown.



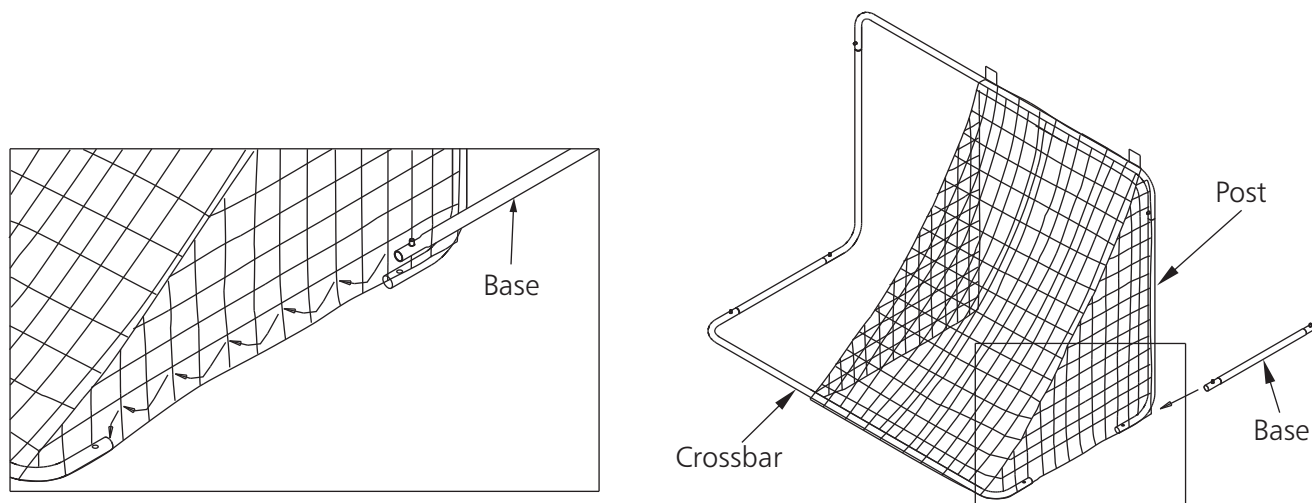
**\*\*\*CAUTION\*\*\***

This goal has been designed to be used for the game of soccer only. Goal posts must be anchored AT ALL TIMES and shall be secured against overturning. Do not climb on the net or goal framework at any time! All fastenings must be checked to insure they are fully tightened before and after each use of this product. Goal posts not in use must be disassembled and properly stored in a safe, secure area (See included Guidelines for Movable Soccer Goal Safety.). Assembled goal posts should not be left unattended. Remove nets when goals are not in use. Do not use this equipment during the threat of high winds. Goal posts should be checked for safety before and after each use.

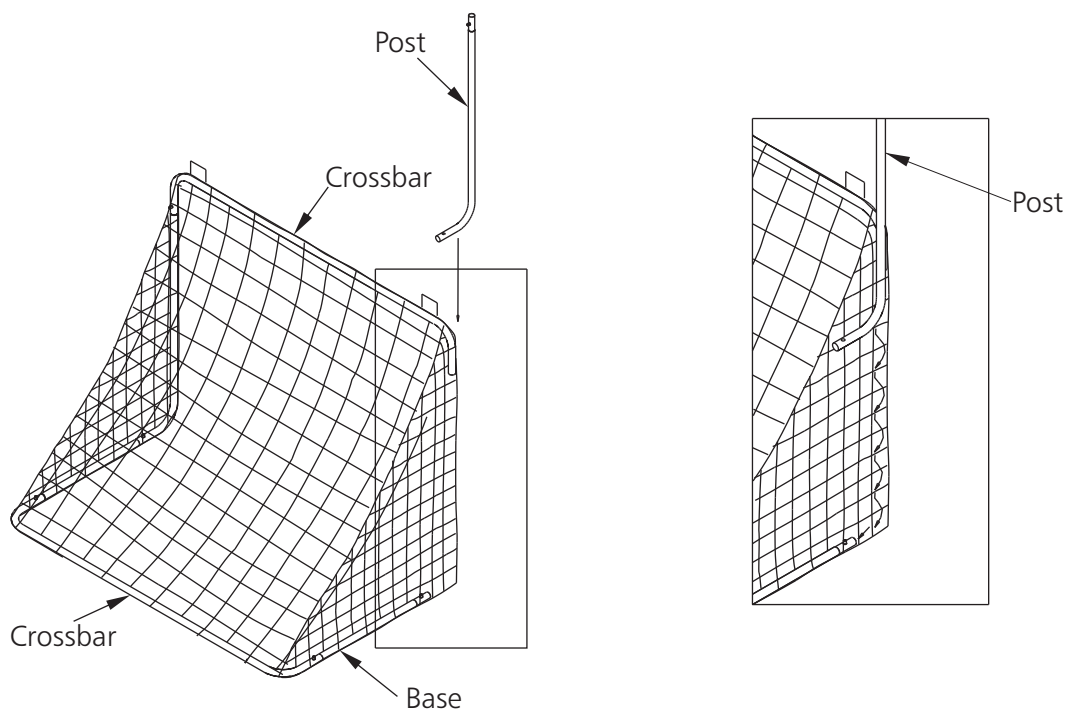
All warning and safety labels included with this product must be visible at all times.

Any modifications to this or any Kwik Goal product will void any and all warranties.

6. Weave base through net and attach to crossbar as shown for both bases.



7. Disconnect post from goal and weave through net as shown. Reconnect post to base and crossbar as shown. Repeat for other side.



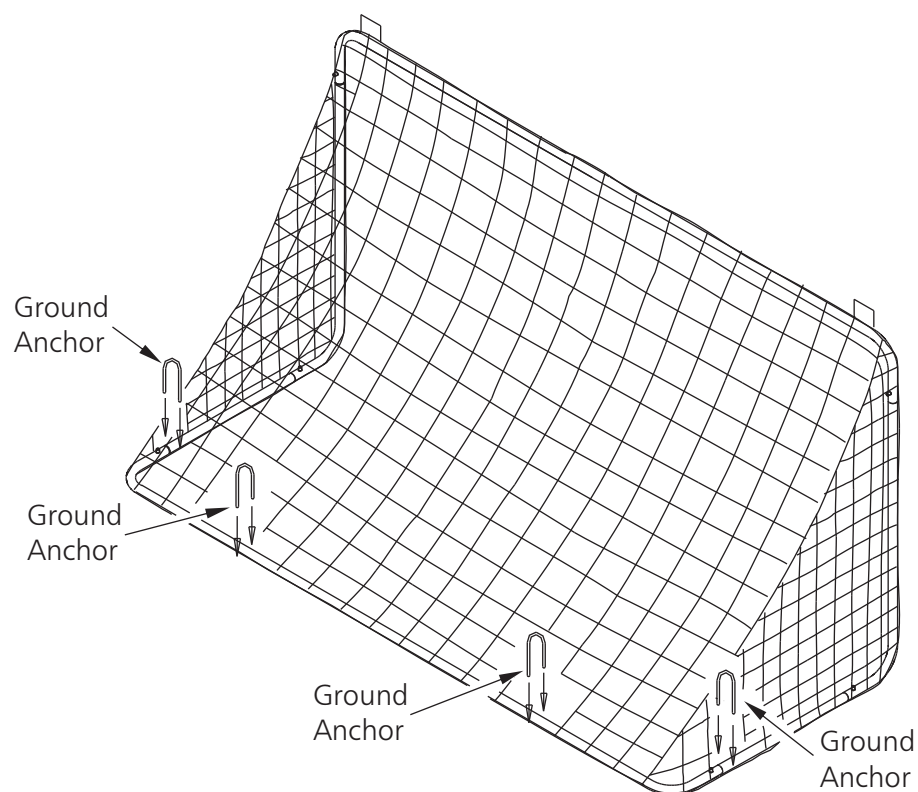
**\*\*\*CAUTION\*\*\***

This goal has been designed to be used for the game of soccer only. Goal posts must be anchored AT ALL TIMES and shall be secured against overturning. Do not climb on the net or goal framework at any time! All fastenings must be checked to insure they are fully tightened before and after each use of this product. Goal posts not in use must be disassembled and properly stored in a safe, secure area (See included Guidelines for Movable Soccer Goal Safety.). Assembled goal posts should not be left unattended. Remove nets when goals are not in use. Do not use this equipment during the threat of high winds. Goal posts should be checked for safety before and after each use.

All warning and safety labels included with this product must be visible at all times.

Any modifications to this or any Kwik Goal product will void any and all warranties.

8. Use ground anchors to fasten goal to playing field.



Go to [kwikgoal.com](http://kwikgoal.com) for additional product information.

**\*\*\*CAUTION\*\*\***

This goal has been designed to be used for the game of soccer only. Goal posts must be anchored AT ALL TIMES and shall be secured against overturning. Do not climb on the net or goal framework at any time! All fastenings must be checked to insure they are fully tightened before and after each use of this product. Goal posts not in use must be disassembled and properly stored in a safe, secure area (See included Guidelines for Movable Soccer Goal Safety.). Assembled goal posts should not be left unattended. Remove nets when goals are not in use. Do not use this equipment during the threat of high winds. Goal posts should be checked for safety before and after each use.

All warning and safety labels included with this product must be visible at all times.

Any modifications to this or any Kwik Goal product will void any and all warranties.