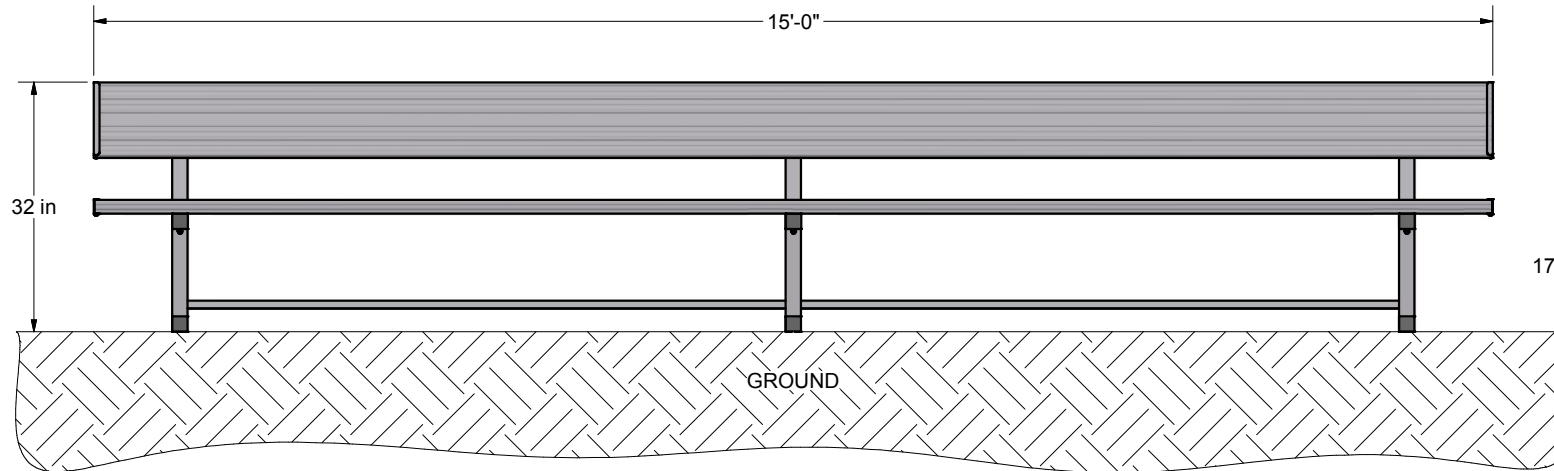
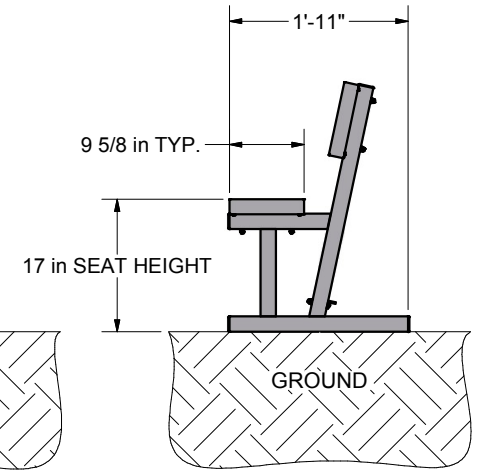


FRONT VIEW



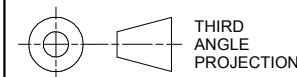
SIDE VIEW



FEATURES:

- 1) MATERIAL:
ALUMINUM FRAMES AND BENCH PLANKS
- 2) FINISH:
FRAMES - PLAIN
BENCH PLANKS - CLEAR ANODIZED
- 3) ASSEMBLED WEIGHT: 90 LBS.

Finish Info.



DIMENSIONS ARE IN INCHES
UNLESS OTHERWISE SPECIFIED

This item is the **exclusive**
property of **KWIK GOAL LTD.**
Reproduction or duplication
without the express written
consent of **KWIK GOAL LTD.**
is **strictly forbidden.**



Approved By:

Date:

Drawn By: cspeck

Date: 5/25/2010

Sheet: 1 of 4

Revision #: -

Cad File: 9B22.idw

Part #:

9B22

Desc:

15' BENCH WITH BACK

OVERHEAD VIEW

158 in

79 in

79 in

20 in

144 in MINIMUM DISTANCE TO FIELD OF PLAY

TOUCH LINE

HALFWAY LINE

215 in MINIMUM

Ø12 in CONCRETE FOOTING (8 PLACES) SEE DETAIL

The diagram shows an overhead view of a rectangular field of play. The total width is 158 in, divided into two 79 in sections by a central vertical line. The total length is 215 in minimum, with a 20 in section at each end. A TOUCH LINE is located 144 in minimum from the left end. A HALFWAY LINE is located at the center. Eight Ø12 in concrete footings are shown, four on each side of the central vertical line. The diagram is labeled 'OVERHEAD VIEW' at the top.

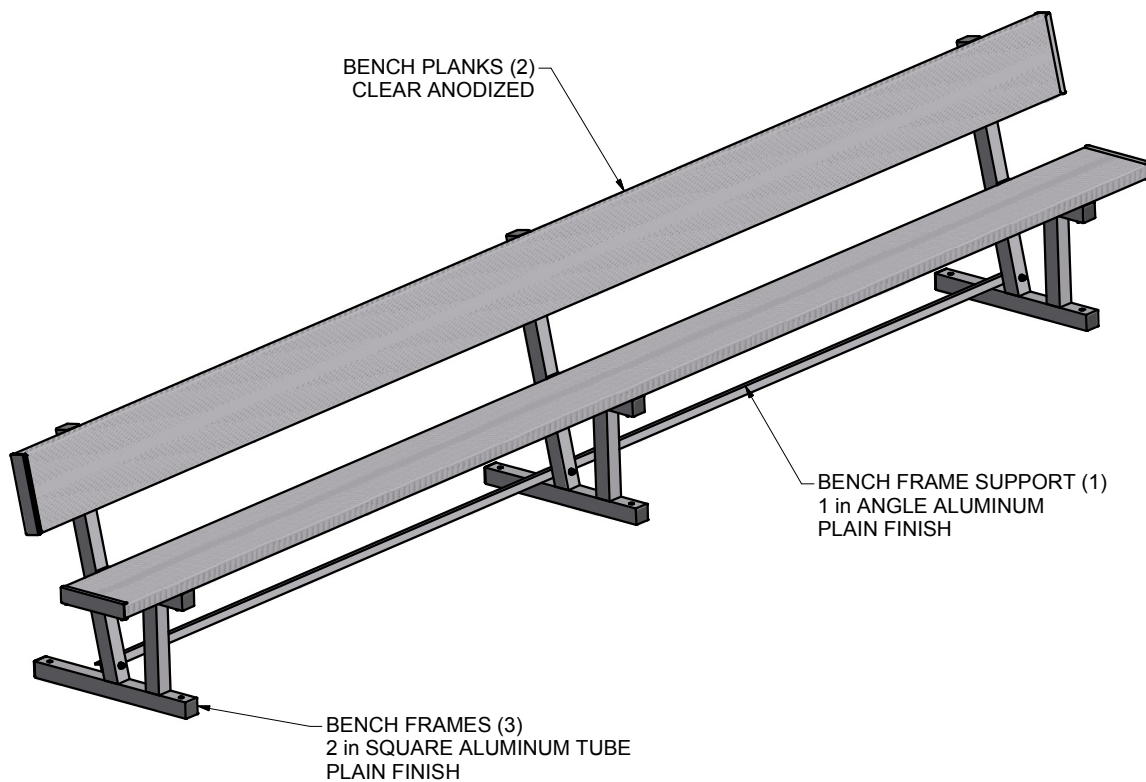


MUST BE IN ACCORDANCE WITH INSTALLATION INSTRUCTIONS AND APPROPRIATE
RULE BOOK.

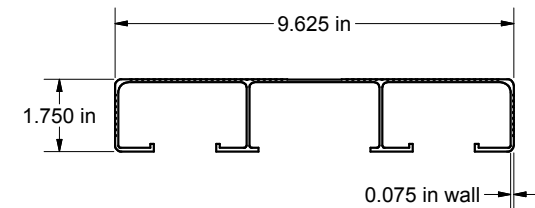
MATERIAL REQUIRED, BUT **NOT** SUPPLIED

ABOVE AMOUNTS ARE PER UNIT INSTALLATION

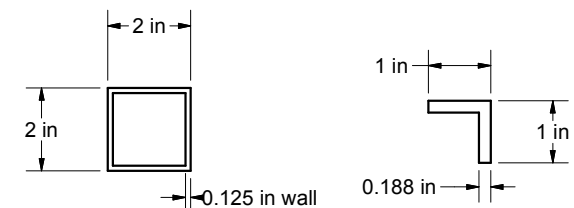
Finish Info.



MATERIAL DETAILS



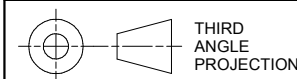
SEAT & BACK BENCH PLANK MATERIAL - ALUMINUM



BENCH FRAME MATERIAL - ALUMINUM

BENCH FRAME SUPPORT MATERIAL - ALUMINUM

Finish Info.



DIMENSIONS ARE IN INCHES
UNLESS OTHERWISE SPECIFIED

This item is the **exclusive**
property of **KWIK GOAL LTD.**
Reproduction or duplication
without the express written
consent of **KWIK GOAL LTD.**
is **strictly forbidden.**



Approved By:

Date:

Drawn By: cspeck

Date: 5/25/2010

Sheet: 3 of 4

Revision #: -

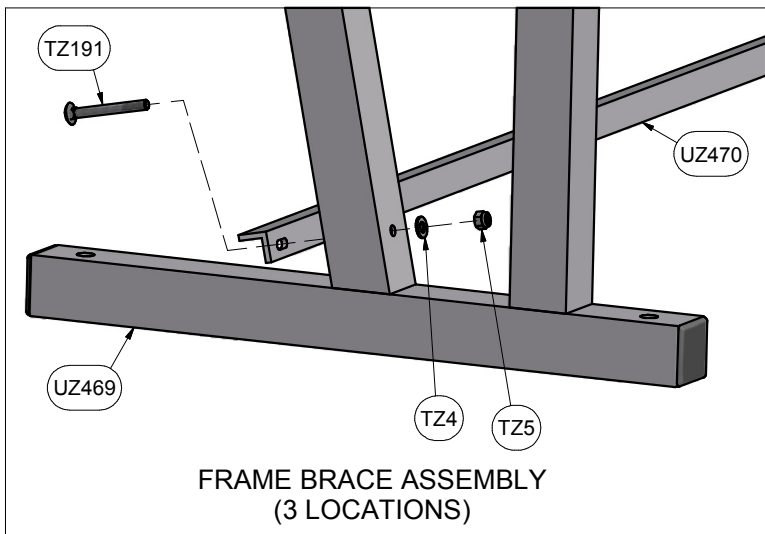
Cad File: 9B22.idw

Part #:

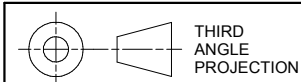
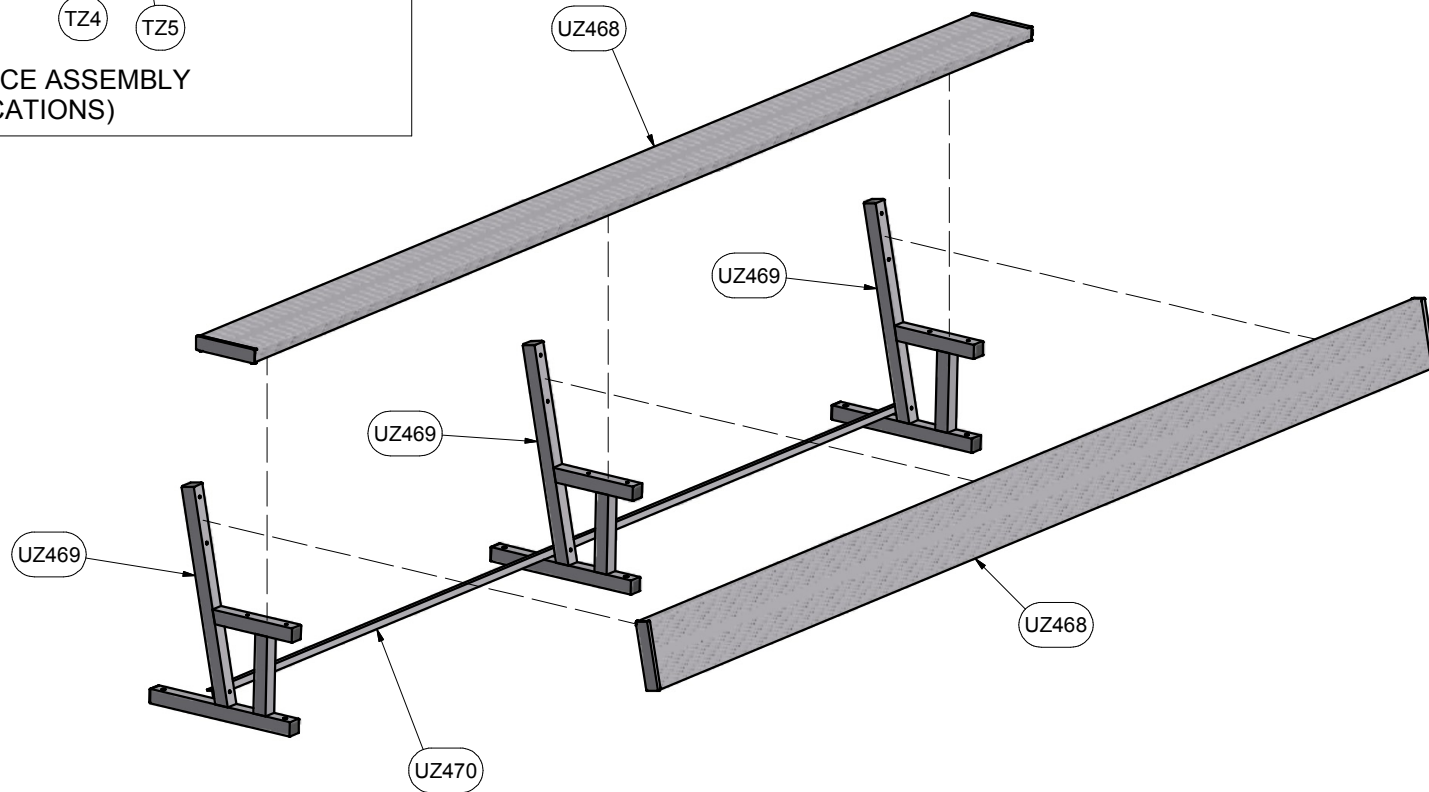
9B22

Desc:

15' BENCH WITH BACK



Parts List		
Part #	Qty	Description
UZ469	3	BENCH FRAME WITH BACK
UZ470	1	BENCH FRAME SUPPORT
UZ468	2	BENCH SEAT (15')
UZ475	12	BENCH HOLD DOWN
TZ172	12	5/16-18 x 3 Carriage Bolt
TZ4	15	5/16 Flat Washer
TZ5	15	5/16-18 Lock Nut
TZ191	3	5/16-18 x 2 3/4 Carriage Bolt



DIMENSIONS ARE IN INCHES
UNLESS OTHERWISE SPECIFIED

This item is the **exclusive**
property of **KWIK GOAL LTD.**
Reproduction or duplication
without the express written
consent of **KWIK GOAL LTD.**
is **strictly forbidden.**



Approved By:

Date:

Drawn By: cspeck

Date: 5/25/2010

Sheet: 4 of 4

Revision #: -

Cad File: 9B22.idw

Part #:

9B22

Desc:

15' BENCH WITH BACK

Finish Info.