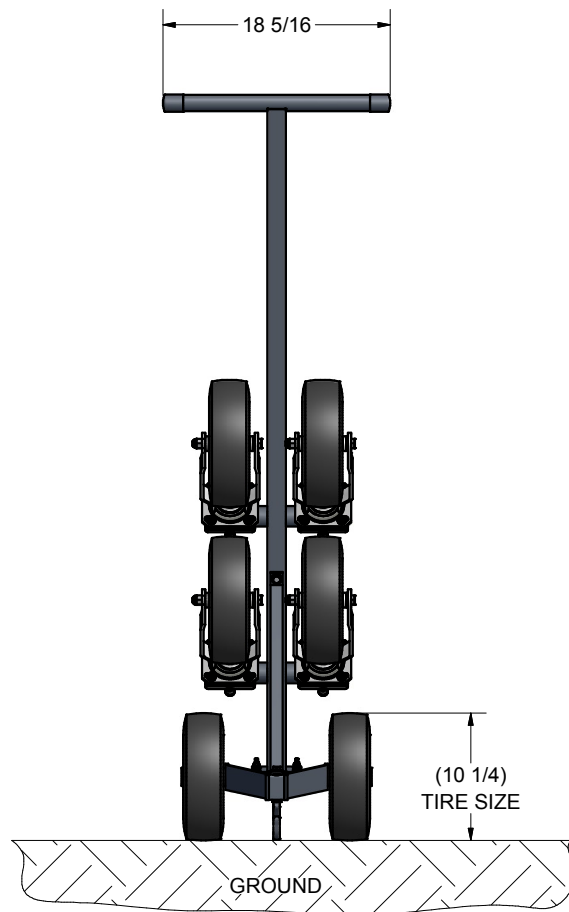
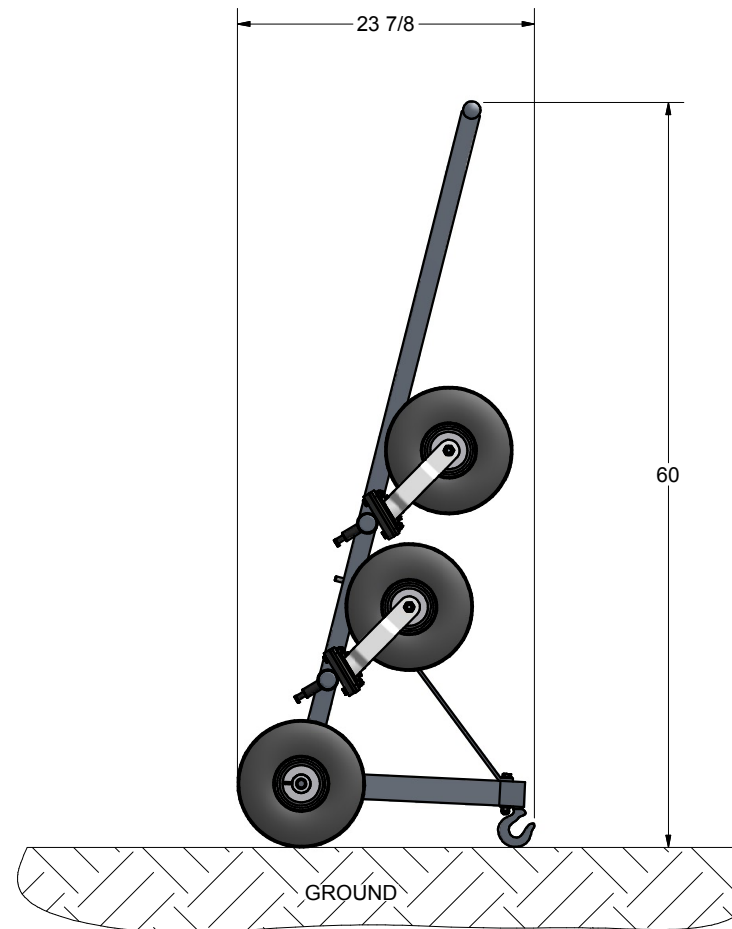


FRONT VIEW



SIDE VIEW



FEATURES:

1) ALLOWS ELITE SHELTERS TO BE MOVED.

2) INCLUDES:

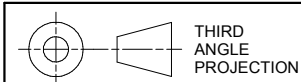
BRACKETS FOR WHEEL STORAGE

NO-FLAT TIRES SWIVEL CASTERS

STEEL DOLLY CONSTRUCTION WITH WHEELS

3) TOTAL WEIGHT: 95lbs

Finish Info.



THIRD
ANGLE
PROJECTION

DIMENSIONS ARE IN INCHES
UNLESS OTHERWISE SPECIFIED

This item is the **exclusive**
property of **KWIK GOAL LTD.**
Reproduction or duplication
without the express written
consent of **KWIK GOAL LTD.**
is **strictly forbidden.**

KWIKGOAL® 140 Pacific Drive
Quakertown,
Pa. 18951

Approved By:

Date:

Drawn By: cspeck

Date: 7/23/2009

Sheet: 1 of 4

Revision #: 1

Cad File: 9B1201.idw

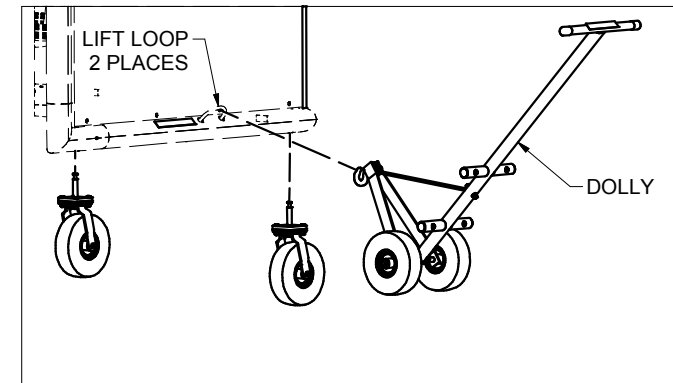
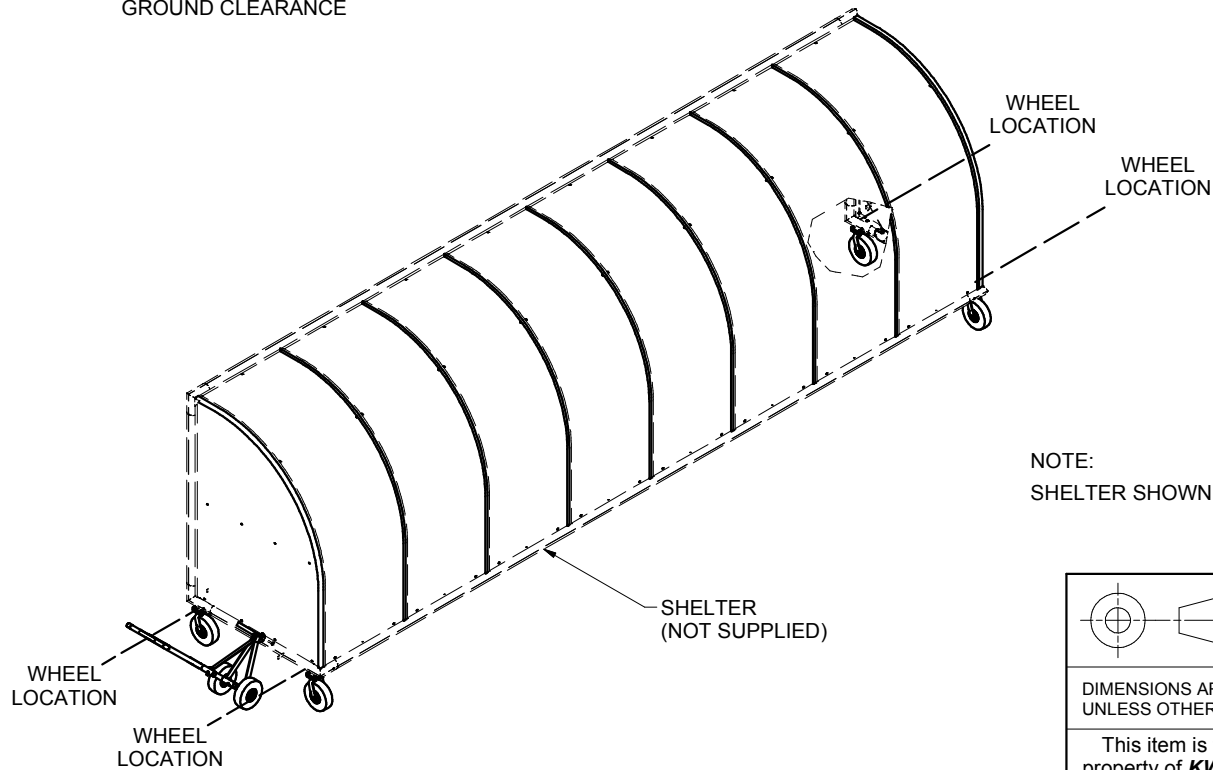
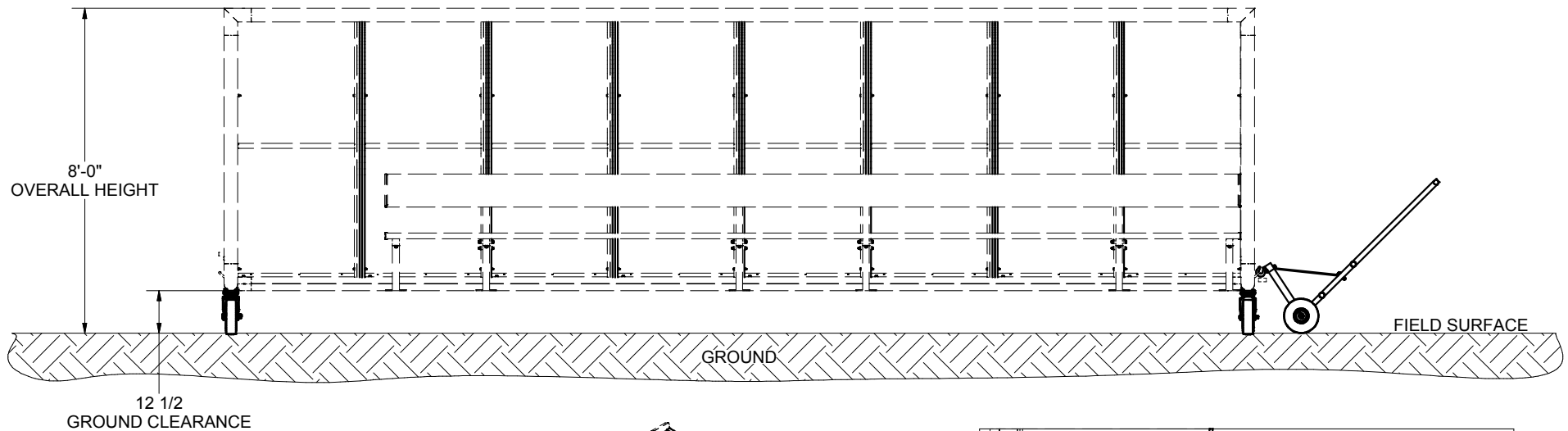
Part #:

9B1201

Desc:

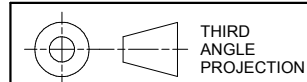
9B1001 DOLLY

SHELTER WITH DOLLY



NOTE:
SHELTER SHOWN, BUT **NOT** SUPPLIED

Finish Info.



THIRD
ANGLE
PROJECTION

DIMENSIONS ARE IN INCHES
UNLESS OTHERWISE SPECIFIED

This item is the **exclusive**
property of **KWIK GOAL LTD.**
Reproduction or duplication
without the express written
consent of **KWIK GOAL LTD.**
is **strictly forbidden.**

KWIKGOAL® 140 Pacific Drive
Quakertown,
Pa. 18951

Approved By:

Date:

Drawn By: cspeck

Date: 7/23/2009

Sheet: 2 of 4

Revision #: 1

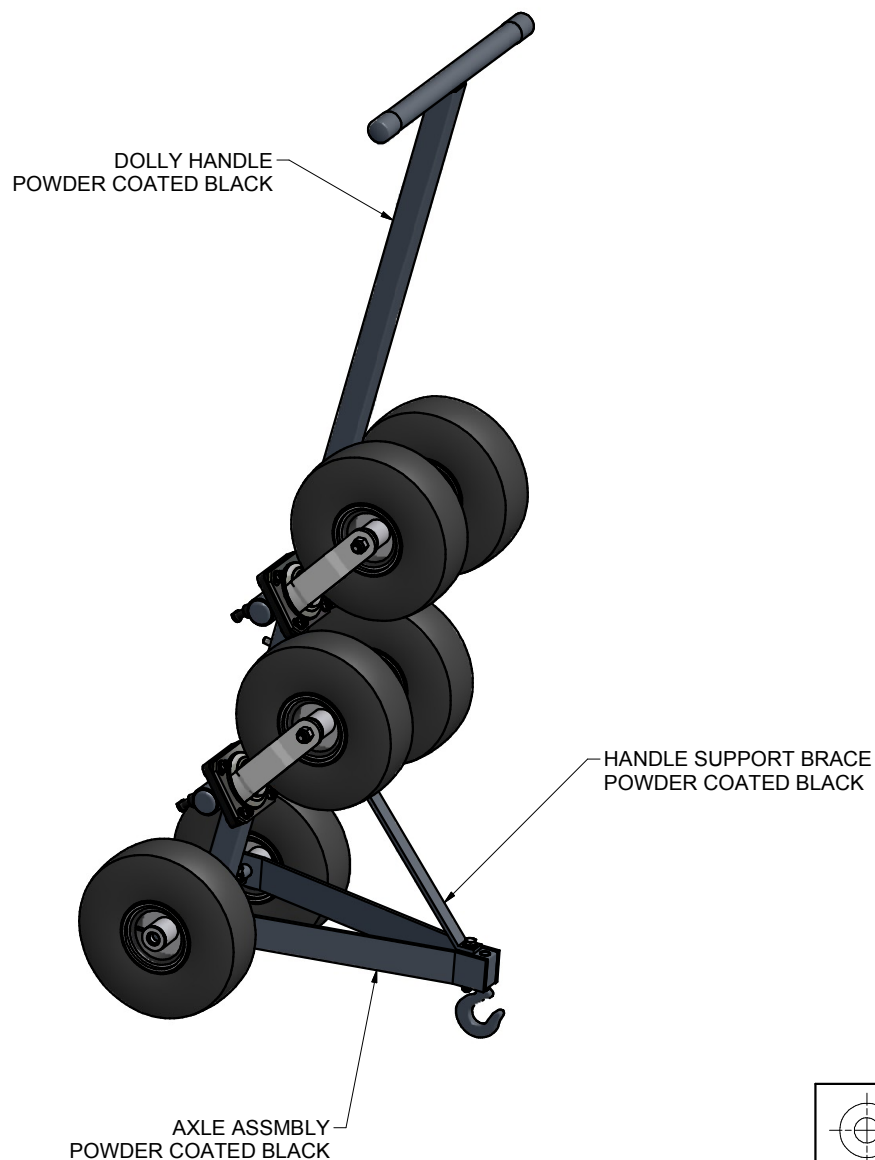
Cad File: 9B1201.idw

Part #:

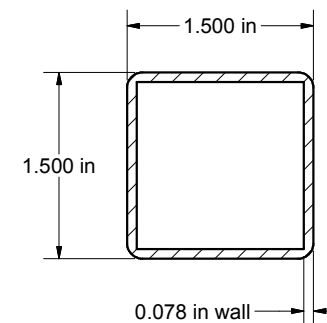
9B1201

Desc:

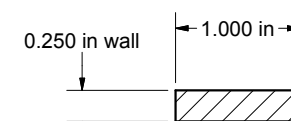
9B1001 DOLLY



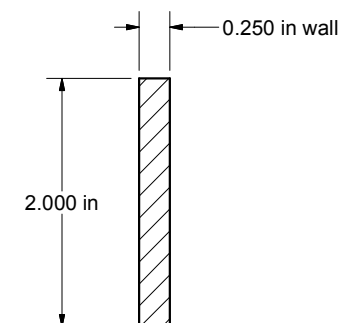
MATERIAL DETAIL



DOLLY HANDLE
(MATERIAL - STEEL)

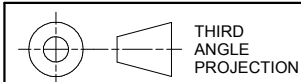


HANDEL SUPPORT BRACE
(MATERIAL - STEEL)



AXLE ASSEMBLY
(MATERIAL - STEEL)

Finish Info.



DIMENSIONS ARE IN INCHES
UNLESS OTHERWISE SPECIFIED

This item is the **exclusive**
property of **KWIK GOAL LTD.**
Reproduction or duplication
without the express written
consent of **KWIK GOAL LTD.**
is **strictly forbidden.**



Approved By:

Date:

Drawn By: cspeck

Date: 7/23/2009

Sheet: 3 of 4

Revision #: 1

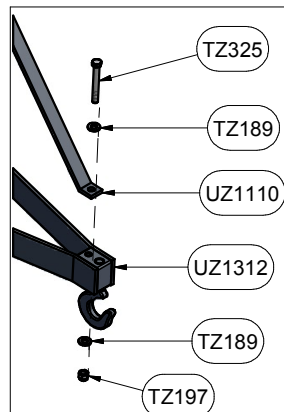
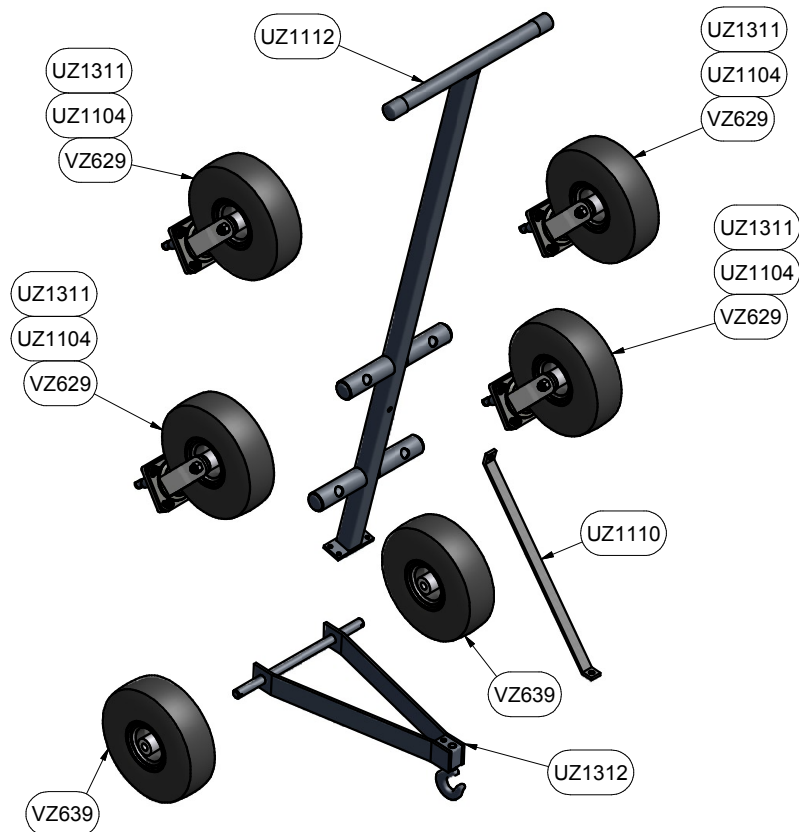
Cad File: 9B1201.idw

Part #:

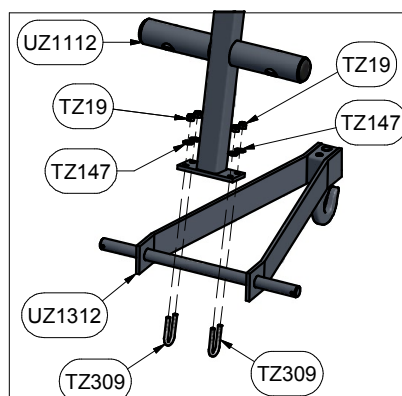
9B1201

Desc:

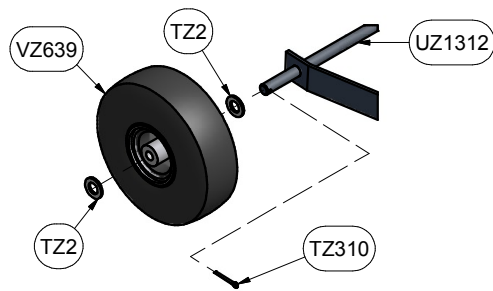
9B1001 DOLLY



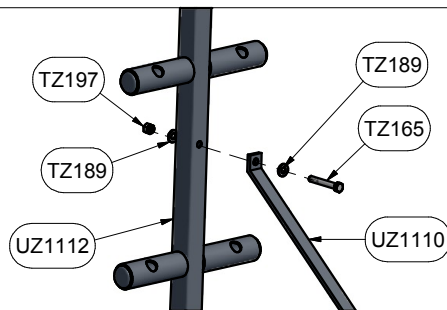
HANDLE SUPPORT BRACE
ASSEMBLY (LOWER)



DOLLY HANDLE ASSEMBLY
(1 LOCATION)

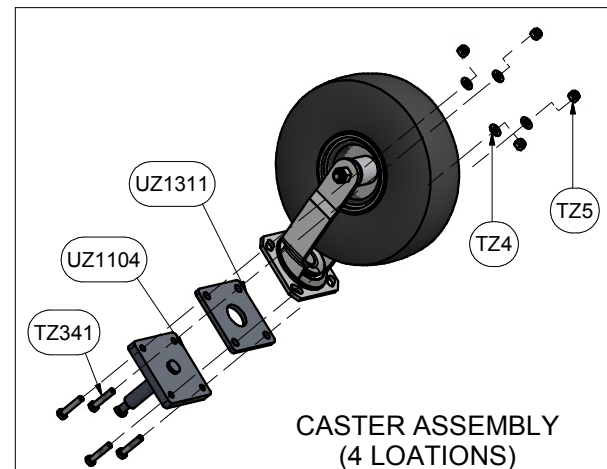


WHEEL ASSEMBLY
(2 LOCATIONS)



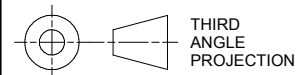
HANDLE SUPPORT BRACE
ASSEMBLY (UPPER)

Parts List		
Part #	Qty	Description
VZ629	4	DOLLY WHEEL
VZ639	2	
UZ1311	4	
UZ1112	1	
UZ1312	1	
UZ1110	1	HANDLE SUPPORT BRACE
UZ1104	4	SWIVEL WHEEL MOUNTING ASSEMBLY
TZ5	16	5/16-18 Lock Nut
TZ4	16	5/16 Flat Washer
TZ341	16	5/16-18 x 1 1/2 Hex Bolt
TZ325	1	3/8-16 x 3 Hex Bolt
TZ310	2	Cotter Pin Sqr Cut
TZ309	2	U-BOLT, 3/4 ID, 1/4-20 THD
TZ2	4	3/4 Flat Washer
TZ197	2	3/8-16 Lock Nut
TZ19	4	1/4-20 Lock Nut
TZ189	4	3/8 Flat Washer
TZ165	1	3/8-16 x 2 1/2 Hex Bolt
TZ147	4	1/4 Flat Washer



CASTER ASSEMBLY
(4 LOCATIONS)

Finish Info.



THIRD
ANGLE
PROJECTION

DIMENSIONS ARE IN INCHES
UNLESS OTHERWISE SPECIFIED

This item is the **exclusive**
property of **KWIK GOAL LTD.**
Reproduction or duplication
without the express written
consent of **KWIK GOAL LTD.**
is **strictly forbidden.**

KWIKGOAL® 140 Pacific Drive
Quakertown,
Pa. 18951

Approved By:

Date:

Drawn By: cspeck

Date: 7/23/2009

Sheet: 4 of 4

Revision #: 1

Cad File: 9B1201.idw

Part #:

9B1201

Desc:

9B1001 DOLLY