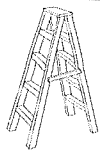


## REQUIRED TOOLS AND MATERIALS:



- (2) Stepladders 8 ft. (2.4 m)



- (1) Allen Wrench (1/4")



- (1) Allen Wrench (5/16")



- (1) Phillips Screwdriver



- (1) Carpenter's Level

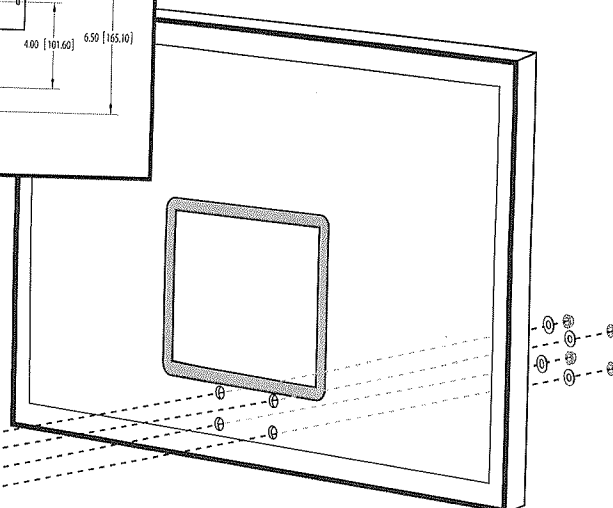
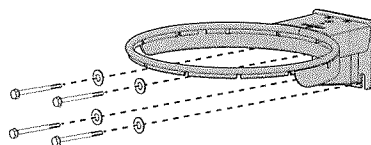
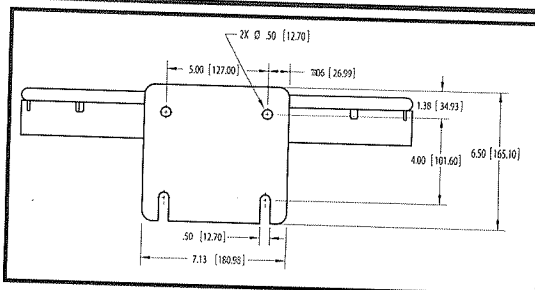


9/16"



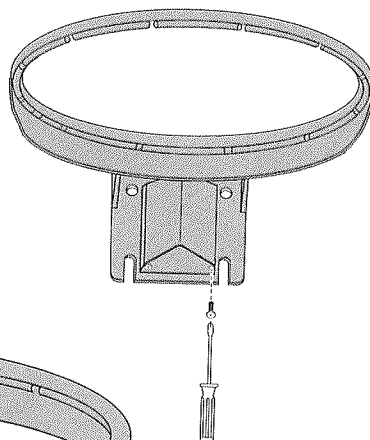
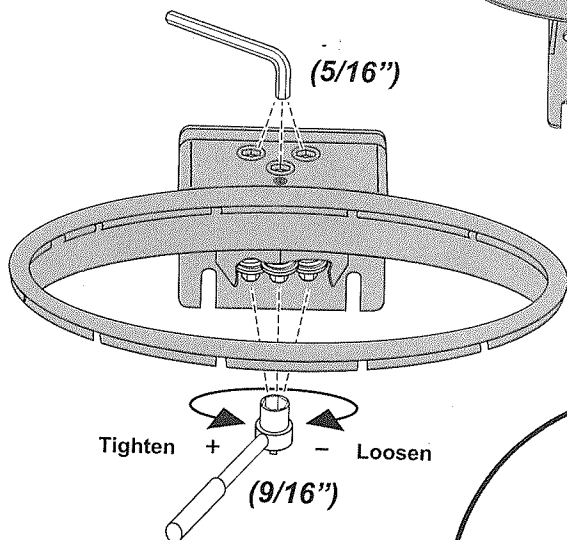
9/16"

- (2 each) 9/16" Wrenches and/or Socket Wrenches and Sockets (Deep-Well Sockets are Recommended).

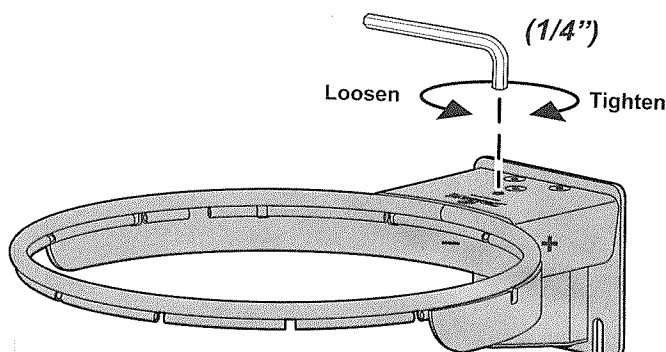


## TO ADJUST TENSION

Remove the rim cover from the rim and make adjustments as shown.



## TO LEVEL RIM



## INSTALL NET

- Remove nylon net-holder from the rim.
- Reinstall while inserting all net loops into slots along ring.
- Position spring lock between ring slots at the position indicated.

