

1835108 - PORTABLE BACKSTOP

HEIGHT - ADJUSTABLE PORTABLE BACKSTOP WITH 10'-8" EXTENSION

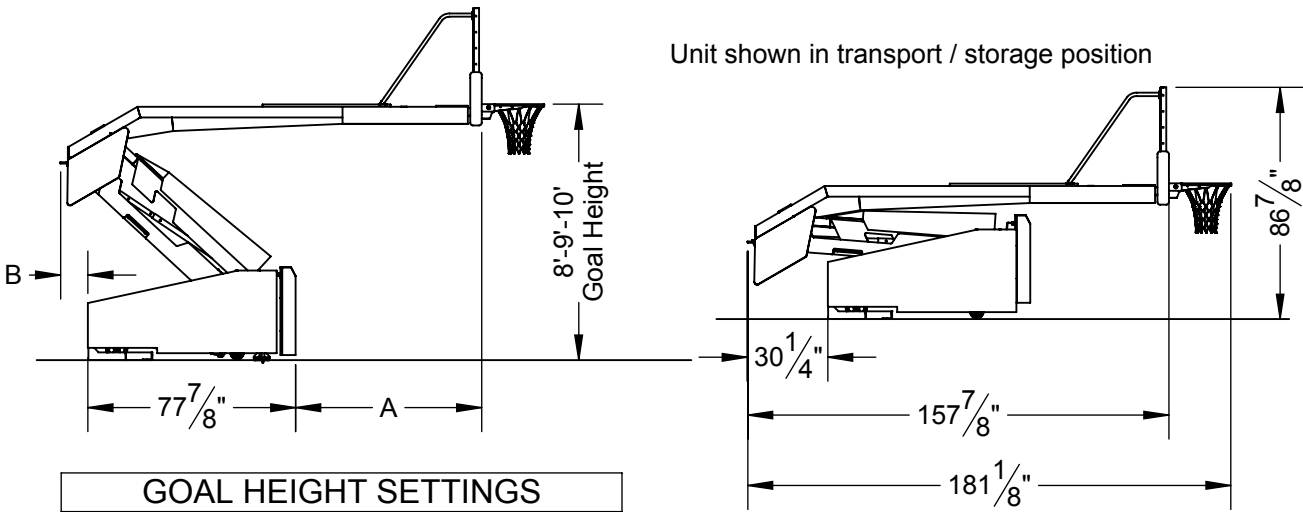
Porter

WWW.PORTERATHLETIC.COM/FACILITY

BASKETBALL SPECIFICATION SHEET

B-1835108

Unit shown in transport / storage position



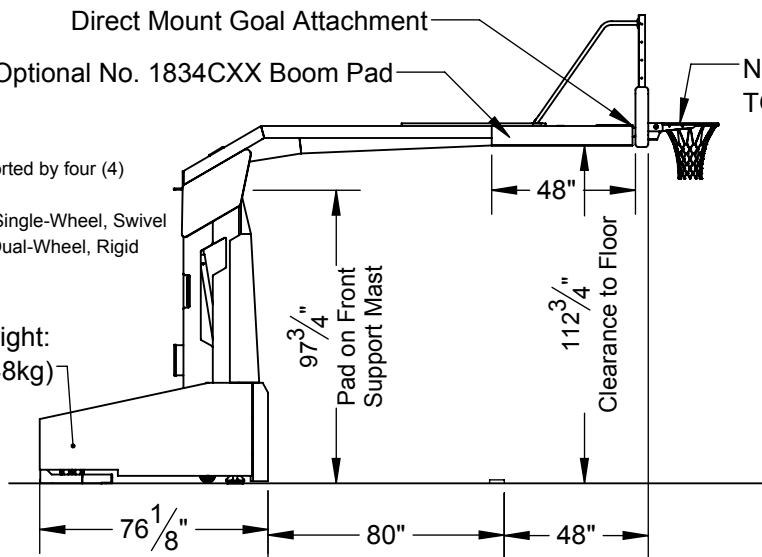
GOAL HEIGHT SETTINGS			
	10'	9'	8'
A	10'-8"	7'-1"	5'-9 3/4"
B	NA	NA	10 1/2"

Direct Mount Goal Attachment

Optional No. 1834CXX Boom Pad

Backstop supported by four (4) casters:
Front - Two 5" Single-Wheel, Swivel
Rear - Two 8" Dual-Wheel, Rigid

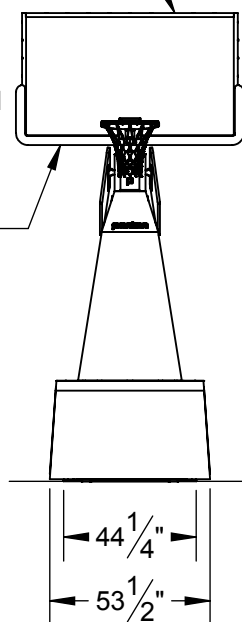
Counter-weight:
1650lbs (748kg)



No. 208
Rectangular Glass Backboard

No. 00254500
TORQ-Flex® 180 Goal

No. 00326000
Backboard Pad



Color Selection		
01 - Light Blue	06 - Yellow Gold	11 - Purple
02 - Royal Blue	07 - Silver *	12 - Black (Gloss)
03 - Red	08 - Tan/Old Gold	13 - Navy Blue
04 - White	09 - Gray	14 - Kelly Green
05 - Orange	10 - Maroon	15 - Dark Green

NOTE

XX - Pad Set Color
YY - Frame Color

4" (102 mm) thick protective front pads
2.75" (70 mm) thick protective side pads

* Silver available for frame color only, not pad set color

** Backboard pad to match vinyl color (white and tan padding receive gray backboard padding)

_____ - 1835108CXXYY - 1835 PORTABLE; MANUAL; 10' 8" EXTENSION

_____ - 1835108CXXYYSP - 1835 PORTABLE; MANUAL; 10' 8" EXTENSION; WITH GRAPHIC PADS

Porter
1-800-637-3090 PORTER@PORTERATHLETIC.COM

PROJECT NUMBER _____

PROJECT NAME _____

© COPYRIGHT 2017 PORTER ATHLETIC - ALL RIGHTS RESERVED

10/9/2017

1835108 - PORTABLE BACKSTOP

HEIGHT-ADJUSTABLE PORTABLE BACKSTOP WITH 10'-8" EXTENSION

SPECIFICATIONS

PORTER No. 1835108 HEIGHT ADJUSTABLE PORTABLE BACKSTOP WITH 6'-0" x 3'-6" RECTANGULAR GLASS BACKBOARD

Backstop shall be designed for use at official goal height setting of 10'-0" (3.05m) for competition main court arenas with an integral height adjustment locking mechanism which also allows the unit to be used and locked into position at 8'-0" (2.44m) and 9'-0" (2.75m) goal heights. Goal is locked at competition 10'-0" (3.05m) height setting by means of a concealed handwheel mechanism with a roller thrust bearing for ease of operation.

Backstop base shall be 4'-5 1/2" (1.36m) in width x 6'-3 3/4" (1.93m) in length (including padding). Base shall be constructed of heavy-wall, 3" (7.6cm) x 5" (12.7cm) structural steel tubing sections. Base shall be furnished complete with compact, heavy solid steel ballast (1650# - 749 kg) weights concealed and nested inside rear of frame. Base frame shall incorporate four (4) non-marking, rubber tread caster wheels equipped with roller bearings for ease of operation. Front two casters shall be 5" (12.7cm) diameter, single-wheel swivel-type and rear two casters shall be 8" (20.3cm) diameter, dual-wheel rigid-type.

Front of base shall be furnished with an auto-retract foot pad which engages when the unit is raised. Rear of base is positioned by docking tray floor anchor system, which is furnished as standard. Docking trays (patent pending) align unit into playing position and front locator pins ensure unit is repeatedly in same playing position on court. See Page No. B-1836-10 for specifications on floor anchor system. Specify two (2) floor anchors as required for specific floors. (No. 00244000 or No. 00247100 anchors recommended for anchorage into concrete slab). Goal is locked at competition 10'-0" (3.05m) height setting by means of a concealed handwheel mechanism with a roller thrust bearing for ease of operation.

Front and rear vertical support assemblies shall be fabricated of heavy-wall, unitized rectangular steel sections and designed for maximum stability. Upper and lower ends of vertical support shall pivot in permanently lubricated bushings for ease of operation.

Center horizontal backboard support (Center-Strut®) shall be of a 6" x 4" (15.2cm x 10.2cm) heavy-wall steel section extending to a heavy steel mounting plate behind the backboard. Goal shall bolt through sleeves in the glass backboard into said mounting plate, to eliminate any strain on the glass backboard during slam-dunk type maneuvers. Two additional backboard mounting bolts are provided to hold backboard in position, should the four goal mounting bolts be removed for replacement of the goal. This direct goal mount feature conforms to NCAA rule (BR-36-14) for basket-ring mounting. Horizontal, Center-Strut® support includes cutouts which provide a concealed raceway for shot clock and/or backboard perimeter LED wiring. Extension assembly shall provide a full 8'-0" (2.44m) from the face of the backboard to the front padding, and 9'-7" (2.92m) vertical dimension from the playing floor with the goal located at the 10'-0" (3.05m) competition height. Upper backboard support arms shall extend diagonally from the horizontal extension assembly for proper backboard support.

A counterbalanced-type multiple tension spring operating system concealed within the backstop shall allow the backboard to be easily raised or lowered within a five second cycle time without the use of additional tools or power mechanisms. Counterbalance system shall be completely enclosed and out of sight. Goal shall be locked in playing position (8', 9', or 10') by means of an integral, telescoping diagonal brace system equipped with a positive thru pin and pressure lock arrangement to provide stability in all positions. The thru pin mechanism is designed to accept a padlock provided with each unit to lock the backstop at any playing height or storage position to eliminate use or operation by unauthorized individuals.

SPECIFICATIONS CONTINUED ON Page 2 of 2

1835108 - PORTABLE BACKSTOP

HEIGHT-ADJUSTABLE PORTABLE BACKSTOP WITH 10'-8" EXTENSION

SPECIFICATIONS

PORTER No. 1835108 HEIGHT ADJUSTABLE PORTABLE BACKSTOP WITH 6'-0" x 3'-6" RECTANGULAR GLASS BACKBOARD

Backstop shall be furnished with front vertical support and sides of base covered in durable protective padding. Front padding shall consist of a minimum 4" (10.2cm) thick pad, and side padding a minimum of 2" (5.1cm) thick, covered with a 19 oz. (per square yard) vinyl coated polyester scrim material for rip and superior tear resistance. Padding shall be provided with a rigid, solid-core plywood backing for securing to the backstop frame. Specify vinyl color.

Overall dimension of backstop in folded, storage position to be: Height of 7'-2 7/8" (2.21m), width of 4'-5 1/2" (1.36m) (backboard width of 6'-4" (1.93m)), length of 15'-2" (4.63m).

All metal parts of backstop shall be furnished with a durable powder coat finish. Specify powder coat color.

BACKBOARD – No. 208 Fully Welded Steel Frame Regulation Glass Backboard – See Page No. B-208 for specifications.

BACKBOARD SAFETY PADDING – No. 00326000 Pro-Pad®– See Page No. B-326 for specifications.

*Backboard pad color will match pad vinyl color selected (white and tan padding receive gray backboard padding).

GOAL - No. 00254500 Torq-Flex® Adjustable Goal - See Page No. B-254-5 for specifications.

OPTIONS

No. 1834CXX – HORIZONTAL SUPPORT ARM PROTECTIVE PAD (EACH)

Pad shall be designed and fabricated to meet the International Basketball Federation (FIBA) requirements for competition. Pad shall cover the bottom and sides of the horizontal backboard support arm and extend to the court line. Pad shall be of 2" thick shock absorbing foam, covered in a heavy 19 oz. (per square yard) vinyl coated polyester scrim material. Pad shall be furnished with Velcro type attachment strips for ease of installation.