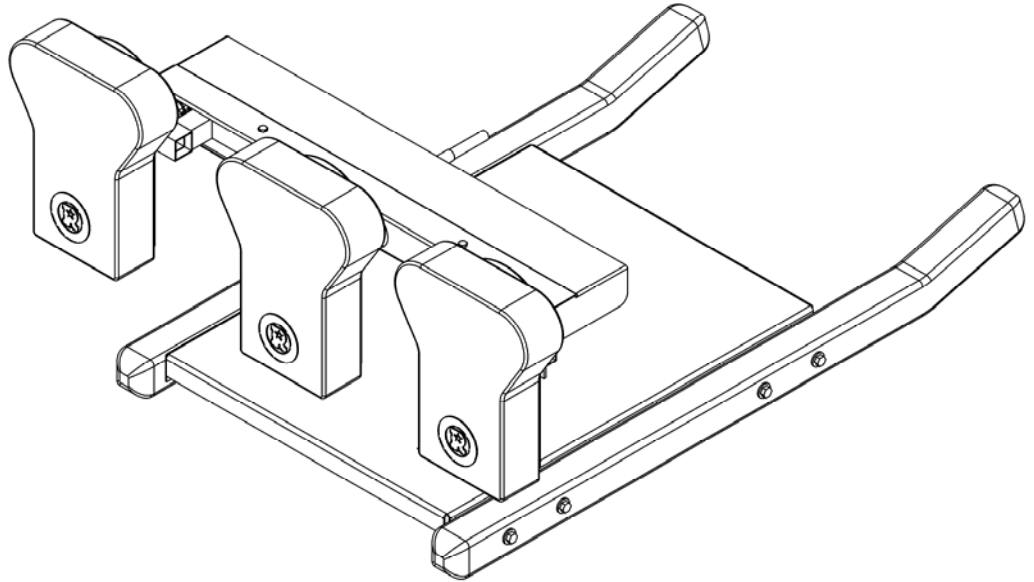




ROGGEERS

For the Perfection of Football Fundamentals™

PRODUCT INFORMATION PACKET
PRODUCT NAME: THREE-READ MACHINE
PRODUCT PART NUMBER: 410476



KEEP INFORMATION PACKET FOR FUTURE REFERENCE

TABLE OF CONTENTS

▪ Introduction.....	1
▪ General Safety Rules.....	2
▪ Symbols.....	3
▪ Technical Specifications.....	4
▪ Assembly Instructions.....	5
▪ Maintenance.....	6
▪ Customer Service Information.....	6

INTRODUCTION

The Rogers Athletic Three-Read Machine has been designed and manufactured with safety, performance and dependability as top priorities, making it easy to operate and maintain.

The care you give your Three-Read Machine will greatly determine your satisfaction with its performance and service life. Careful study of this manual is encouraged to obtain a thorough understanding of your new Three-Read Machine and its functions and maintenance.

If your manual becomes lost or destroyed, Rogers Athletic will gladly provide you with a new copy. Should you require additional information or assistance, please feel free to contact us at 1-800-457-5337.

BECAUSE ROGERS ATHLETIC MAINTAINS AN ONGOING PROGRAM OF PRODUCT DEVELOPMENT AND IMPROVEMENT, WE RESERVE THE RIGHT TO MAKE IMPROVEMENTS IN DESIGN OR CHANGES IN SPECIFICATIONS WITHOUT INCURRING ANY OBLIGATIONS TO INSTALL THEM ON UNITS PREVIOUSLY SOLD.

GENERAL SAFETY RULES



WARNING!






READ AND UNDERSTAND ALL INSTRUCTIONS.

Failure to follow all instructions listed below may result in serious personal injury.

SAVE THESE INSTRUCTIONS

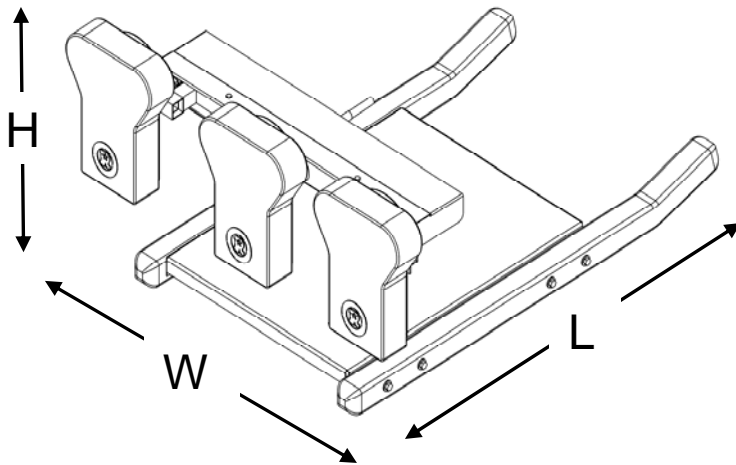
- **Read the Product Information Packet.** Failure to read the information packet is considered a misuse of this equipment.
- **Inspect equipment prior to use. DO NOT use if it appears damaged or inoperable.**
- **Obtain a medical exam prior to beginning any new physical activity.** Use equipment only if properly fit to engage in physical activity.
- **Stop physical activity if you feel faint, dizzy, or experience pain at any time and consult your physician.**
- **Use field equipment in a supervised environment.**
- **Keep body and clothing free from and clear of all moving parts**
- **Stay clear of all pinch points**
- **Become familiar with all caution and warning decals affixed to the field equipment before use.**
- **Never cover or deface caution/warning labels.**
- **Save these instructions.** Refer to them frequently and use them to instruct others who may use the Three-Read Machine. If you loan someone your Three-Read Machine, loan them these instructions also.
- **Always wear a helmet when using the Three-Read Machine.**

SYMBOLS

	<p>Safety Alert: Precautions that involve your safety.</p>
<div data-bbox="196 569 415 793">  </div> <div data-bbox="423 569 683 793"> <p>⚠ WARNING</p> <p>Pinch Point. Keep hands and fingers clear.</p> </div>	<p>Pinch Point Symbol: Failure to keep hands away from pinch points may result in personal injury.</p>
<div data-bbox="196 879 415 1104">  </div> <div data-bbox="423 879 683 1104"> <p>⚠ WARNING</p> <p>Read and understand operator's manual and all other safety instructions before using this equipment.</p> </div>	<p>Read the Operator's Manual: To reduce risk of injury, user must read and understand operator's manual before using this product.</p>
<div data-bbox="196 1190 415 1415">  </div> <div data-bbox="423 1190 683 1415"> <p>⚠ WARNING</p> <p>Avoid Injury. Do not climb.</p> </div>	<p>Do Not Climb Warning Label: To reduce risk of injury, do not climb on field equipment.</p>
<div data-bbox="196 1501 415 1726">  </div> <div data-bbox="423 1501 683 1726"> <p>⚠ DANGER</p> <p>Crush Hazard. Keep hands clear while operating.</p> </div>	<p>Crush Hazard Danger Label: Failure to keep hands clear of crush hazards may result in personal injury or dismemberment.</p>

THREE-READ MACHINE TECHNICAL SPECIFICATIONS

THREE-READ MACHINE (PART #410476)



Weight:	385 lbs (175 kg)
Height:	36 - 51" (91-130cm)
Length:	77" (196cm)
Width:	61 - 73" (156 - 185cm)

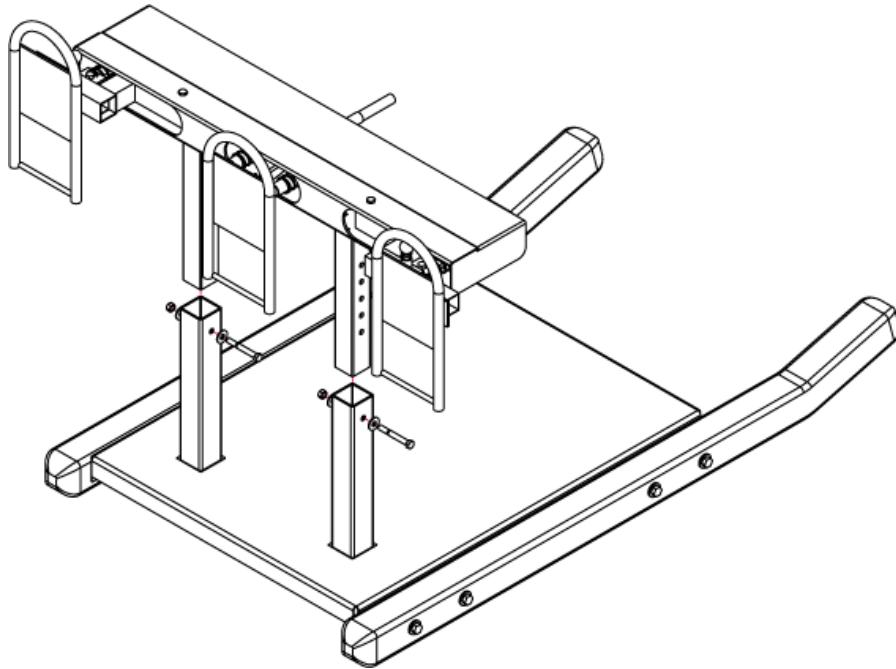
- Eliminates need for two live players in defensive drills.
- Players can react at full speed with no risky full speed contact with another player.
- Side pads have 12 inches of lateral adjustment to change depending on the type of drill.
- Height adjusts 15 inches to accommodate players of all sizes.
- Trigger action allows coach to control drills.
- Large, diamond plate base provides stable platform for coach or instructor to analyze drills and control the action of the pads.

Three-Read Machine Construction, Finish, and Hardware

- Constructed of ASTM specified steel.
- Baked-on powder coat finish.
- Pads covered with durable weather-resistant vinyl.
- Zinc-plated hardware.
- Springs

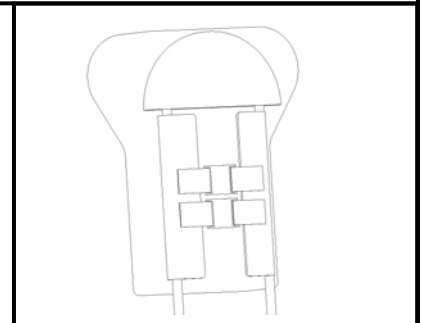
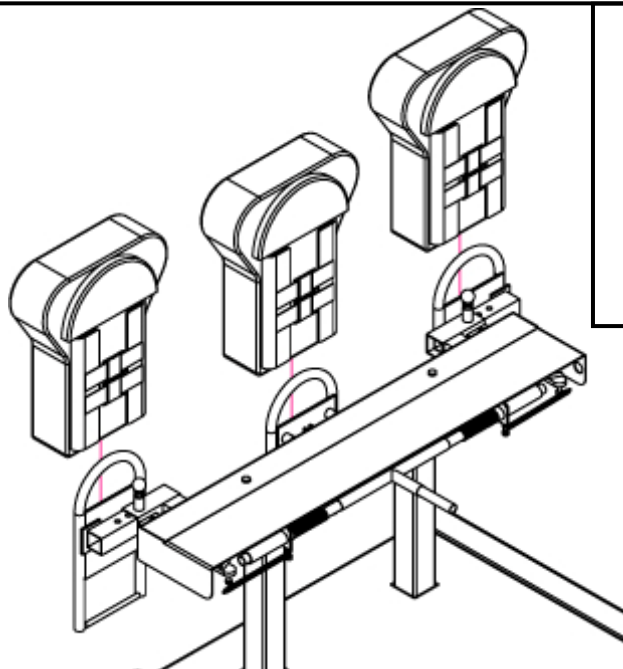
THREE-READ MACHINE TECHNICAL SPECIFICATIONS

1



At least two people needed for this step! Insert the Three Read Sub Assembly tube into the Reactor Base Sub Assembly tubes. Line up holes at desired height and fasten sub-assemblies with (2) $\frac{1}{2}$ " x 4" bolts, (4) $\frac{1}{2}$ " washers, and (2) $\frac{1}{2}$ " nuts.

2



Slip pads over U shaped frames (the 'U' bar fits in a round pocket on the back of each pad.) Wrap buckles on the backs of the pads around the U shaped frame and fasten together. Pull straps tight.

MAINTENANCE



WARNING!

READ AND UNDERSTAND ALL MAINTENANCE PROCEDURES.

Failure to follow all procedures listed below may cause serious injury and/or a decrease in equipment functionality.

- **Frequently check to see that all bolts are securely fastened.**
- **Touch up paint may be used to cover scratches or blemishes sustained through use.**
- **Field equipment should be washed periodically with soapy water to maintain original surface finish.**
- **A silicone based lubricant may be used on moving parts to maintain proper function.**
- **Replace any damaged equipment with genuine Rogers Athletic parts.** Failure to do so may result in unsafe equipment and/or personal injury.
- **Take pads inside when not in use.**

CUSTOMER SERVICE

For parts or service contact Rogers Athletic Company. When ordering parts be sure to provide all relevant information available including the name and part number of the equipment purchased. This information is located on the cover of this product information package. Customer service hours are Monday through Friday from 8:00 a.m. to 5:00 p.m. Eastern Standard Time. Customers can phone (989) 386-2950 or toll free at (800) 457-5337. Fax toll free at (888) 549-9659 or mail to:

Rogers Athletic Company
3760 W. Ludington Drive
Farwell, MI 48622

Rogers Athletic Company
3760 N. Ludington Drive
Farwell, MI 48622
www.rogersathletic.com
(989) 386-2950
(800) 457-5337
Fax toll free (888) 549-9659