





www.gillathletics.com
800-637-3090

412 – SCHOLASTIC STARTING BLOCK CUSTOMER INSTRUCTIONS




Designed in the International style, this block is an unsurpassed value. Cast aluminum pedals attach to a polished chrome steel rail with a precision fit. Pedals are adjustable to four angles. Adaptable to synthetic or cinder tracks.



Pedals adjust easily along the length of the rail.

Ruled decal makes repeatable pedal set-ups quick and easy.



45°



55°



65°




75°

Pedals feature four angle adjustments.




www.gillathletics.com
800-637-3090

412 – SCHOLASTIC STARTING BLOCK CUSTOMER INSTRUCTIONS




The 412 Scholastic Starting Block consists of the following:

- 1x Rail (P41210)
- 1x Front Stake Plate (P41204)
- 1x Rear Stake Plate (P41205)
- 1x Right Pedal (P41208)
- 1x Left Pedal (P41209)
- 4x Stake Plate Screw (P41211)
- 1x Allen Wrench



Using the four screws and provided allen wrench, fasten the front and rear stake plates to the rail. The front stake plate should be at the end of the rail with the "10" marking. The rear stake plate should be at the end of the rail with the "55"



Turn the starting block back over and place the pedals on the rail so that they engage the "teeth" of the rail. The pedals should face the front of the rail, towards the "10" marking. Adjust the angle of the pedals as needed.



www.gillathletics.com
800-637-3090

412 - SCHOLASTIC STARTING BLOCK REPLACEMENT PARTS LIST



P41002
Anchor Pin (bag of 3)



P41203
Pedal Pad (single pad)



P41204
Front Stake Plate



P41205
Rear Stake Plate



P41215
5mm x 20mm Spring Pin



P41216
M6 x 25mm Set Screw




P41211
Stake Plate Screw, $\frac{5}{16}$ "-18 x $\frac{1}{2}$ "
Socket cap (single screw)



P41208
Right Pedal (complete)



P41209
Left Pedal (complete)



P41213
Adjustment Spring and Rod



P41214
Pedal Bracket + HDWE



P41210
Rail