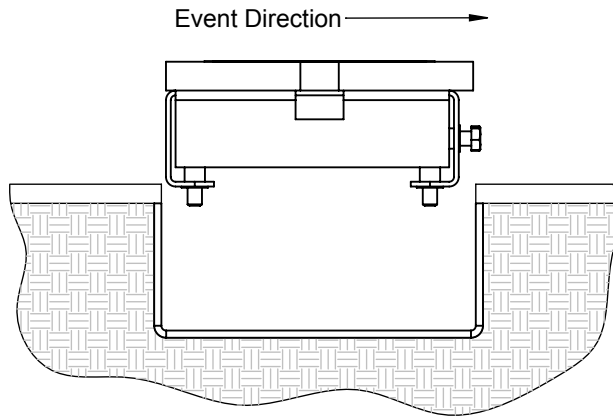


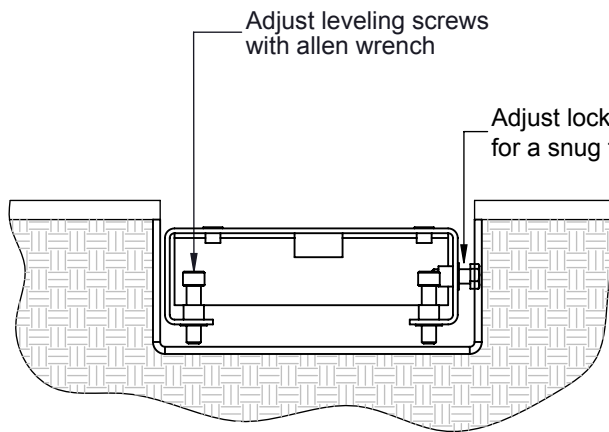


www.gillathletics.com
800-637-3090

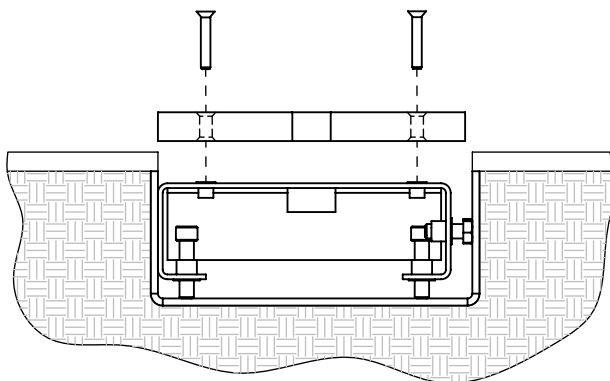
444 - COLLEGIATE TAKE-OFF BOARD SYSTEM CUSTOMER INSTRUCTIONS



Place the Take-Off & Base Board Assembly (44410) in the Tray (443) so that the locking bolts (M2787) face the sand pit.



If the board needs adjusting, remove the Take-Off board (44404) and an allen wrench to adjust the leveling screws (M2530) from the top down. The locking bolts (M2787) can be adjusted so that the base board (44402) sits tight in the tray (443).



Replace the Take-Off board (44404) and secure it in place with four screws (M2257).

THIS WARNING IS GIVEN IN COMPLIANCE WITH CALIFORNIA'S PROPOSITION 65:

WARNING

This product contains chemicals known to the State of California to cause cancer, birth defects or other reproductive harm.

Copyright ©2015 by Gill Athletics. All rights reserved.

GILL ATH
10/23/2015
INST444