




www.gillathletics.com
800-637-3090

531 / 532 - THREE PIECE CROSSBAR CUSTOMER INSTRUCTIONS

The 3-Piece Crossbar kit ships at a significantly reduced rate and with increased speed while still meeting all NFHS/NCAA rules.


Kit Includes:

- 2 Decals
- 2 Crossbar End Sections
- 1 Crossbar Center Section

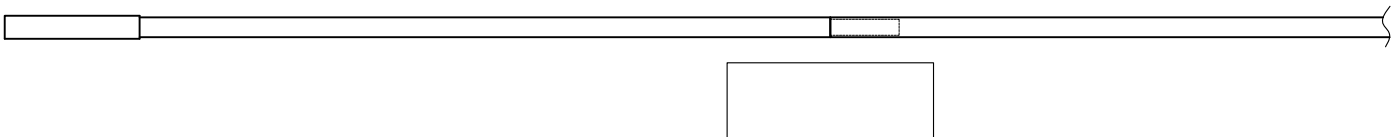


Assembly Instructions:

1. Lay out crossbar sections on a flat even surface for assembly.
2. Align the sections by using the factory marks on the crossbar pieces. These marks must be aligned so to ensure that the "soft side" of the crossbar is in the correct position.



3. Insert steel portion of end piece into center section, ensuring alignment of factory marks. Once flush, wrap joint with decal.
- If desired, customer can glue sections together as well. A two part epoxy is recommended. Glue NOT included.



4. Repeat on other side.

THIS WARNING IS GIVEN IN COMPLIANCE
WITH CALIFORNIA'S PROPOSITION 65:
WARNING
This product contains chemicals known to the
State of California to cause cancer, birth defects
or other reproductive harm.