

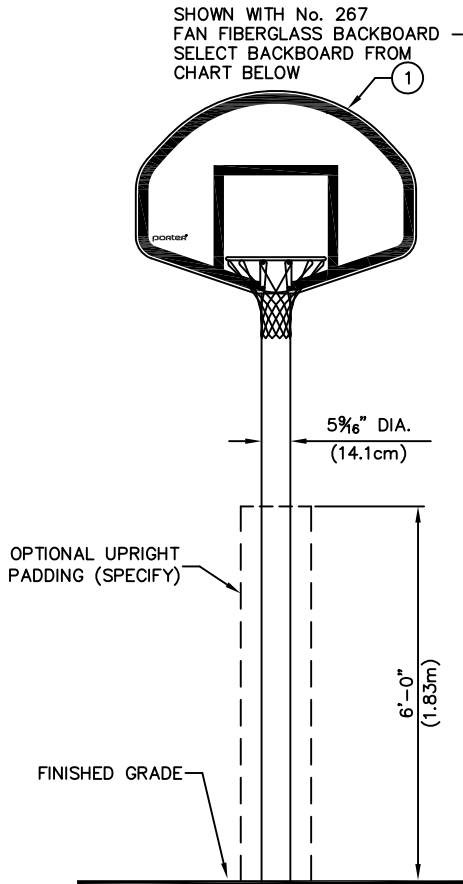
176 - GOOSENECK OUTDOOR BACKSTOP

6' EXTENDED OUTDOOR BACKSTOP FOR FAN BACKBOARDS

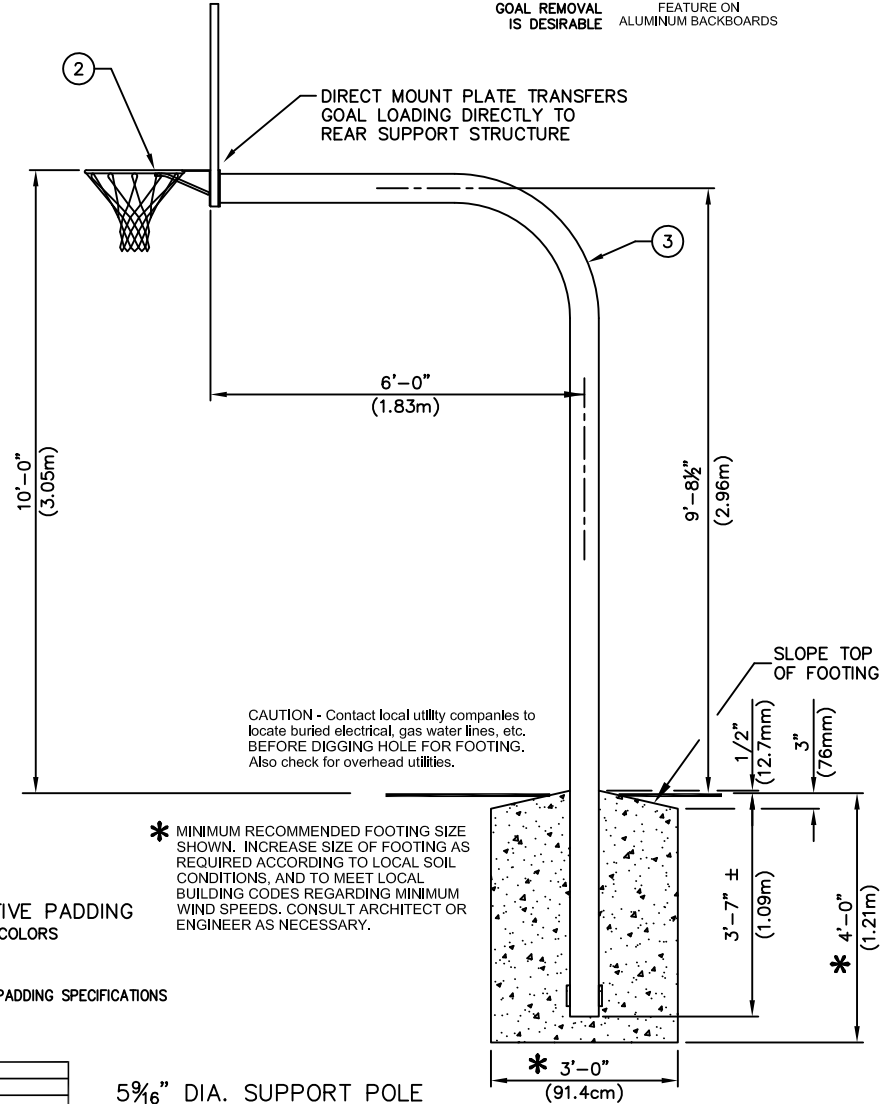
Porter
 WWW.PORTERATHLETIC.COM/FACILITY

BASKETBALL SPECIFICATION SHEET

R-176



SHOWN WITH No. 0023500 GOAL - SELECT GOAL FROM CHART BELOW



* MINIMUM RECOMMENDED FOOTING SIZE SHOWN. INCREASE SIZE OF FOOTING AS REQUIRED ACCORDING TO LOCAL SOIL CONDITIONS, AND TO MEET LOCAL BUILDING CODES REGARDING MINIMUM WIND SPEEDS. CONSULT ARCHITECT OR ENGINEER AS NECESSARY.

See R-187 - 001870XX UPRIGHT PROTECTIVE PADDING IN STANDARD PORTER COLORS

NOTE - SEE INDIVIDUAL DRAWINGS FOR BACKBOARD, GOAL AND PADDING SPECIFICATIONS


PARTS LIST		
No.	QTY.	DESCRIPTION
1	1	BACKBOARD - SEE CHART BELOW
2	1	GOAL
3	1	UPRT 00266 0GO GALVANIZED UPRIGHT: 5 $\frac{5}{16}$ " Dia.

5 $\frac{5}{16}$ " DIA. SUPPORT POLE GOOSENECK POLE STYLE

PART NUMBER: _____ - 176 ____ (Galvanized) _____ - 176 ____ CXX (Powder-coat, select color)	BOARD \ GOAL	00235000	00202H00	00251H00	236H00	COLOR SELECTION (For 176 __ CXX only)		
		267	12	13	14	15	01 - Light Blue	10 - Maroon
		234	22	23	24	25	02 - Royal Blue	11 - Purple
		234A	32	33	34	35	03 - Red	12 - Black (Gloss)
							04 - White	13 - Navy Blue
							05 - Orange	14 - Kelly Green
							06 - Yellow Gold	15 - Dark Green
							07 - Silver	22 - Arch. Gray
							08 - Gold	23 - Arch. Black
							09 - Gray	

NOTE - Upright can be provided in Porter's standard powder-coat colors at additional cost. Refer to Porter's power-coat color chart.

EXAMPLE: No. 17634 - INCLUDES 234A ALUMINUM BACKBOARD AND 00251H00 GOAL



PROJECT NUMBER _____

PROJECT NAME _____

176 - GOOSENECK OUTDOOR BACKSTOP

6' EXTENDED OUTDOOR BACKSTOP FOR FAN BACKBOARDS

SPECIFICATIONS

PORTER No. 176 __ (CXX) – 6' EXTENDED SINGLE POST BACKSTOP WITH FAN BACKBOARD AND GOAL

Face of backboard shall be 6'-0" (1.83m) extended from the centerline of the formed upright support. Upright gooseneck support pole shall be formed from 5-9/16" O.D. (14.1cm), schedule 40, galvanized steel pipe. Vertical section shall extend 3'-7" (1.09m) into a concrete footing and shall be secured by welded anchor lugs. Horizontal section shall be fabricated with a special, slotted mounting plate to level the backboard and goal. Bolts from the front mounted goal shall mount directly through the backboard and into the Center-Strut mounting plate to eliminate any strain on the backboard should a player hang on the front mounted goal.

__ designates backboard and goal required - see chart on opposite side of this sheet for selection - specify. For specifications of backboards or goals, see specific page in backboard/goal section.

CXX designates optional powder coat color - see chart on opposite side of sheet for color selection - specify. Upright and brace tubes can be provided in Porter's standard powder-coat colors. Refer to Porter's powder-coat color chart.

OPTIONAL ITEMS TO SPECIFY

See Page No. B-324-72 for specifications on Porter No. 00324672 Backboard Padding (Each).

See Page No. R-69 for specifications on Porter No. 000690XX Upright Padding (Each).

Porter
WWW.PORTERATHLETIC.COM/FACILITY

BASKETBALL SPECIFICATION SHEET

R-176