



MEN'S BOTTOMS SIZE GUIDE

FIND YOUR SIZE

PRODUCT LABEL	XS	S	M	L	XL	2XL	3XL
WAIST	27 - 29"	30 - 32"	32 - 35"	35 - 39"	39 - 43"	43 - 47"	48 - 53"
HIP	32 - 34"	35 - 37"	37 - 40"	40 - 44"	44 - 48"	48 - 51"	51 - 56"
INSEAM	31.9"	32.1"	32.3"	32.5"	32.7"	32.5"	32.3"

IN BETWEEN SIZES?

That's easier said than done. Because, what do you do if you are in between two sizes?

Well, that's up to you. Do you like a tight fit? Go for the smaller size. Loving a loose fit? Go for the larger size.

BOTTOMS FIT

If the measurement for your hip and waist are different, select your bottoms size using your hip measurement.

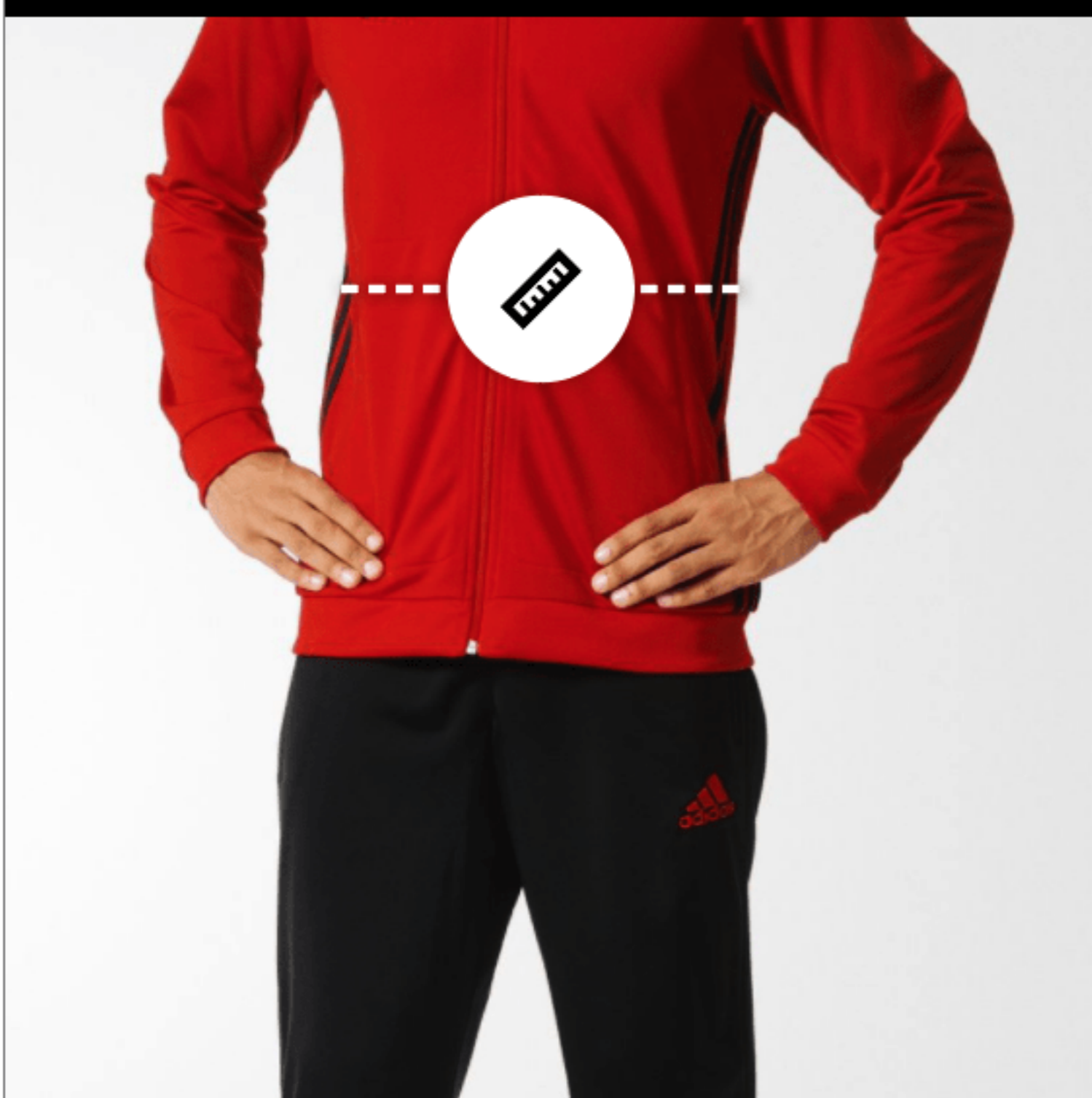
CONVERT YOUR SIZE

US	XS / 30/32 32/34	S / 34/36 36/38	M / 38/40 40/42	L / 42/44 44/46	XL / 46/48 48/50	2XL / 50/52 52/54	3XL / 54/56 56/58
UK	XS / 30/32 32/34	S / 34/36 36/38	M / 38/40 40/42	L / 42/44 44/46	XL / 46/48 48/50	2XL / 50/52 52/54	3XL / 54/56 56/58

HOW TO MEASURE

WAIST MEASUREMENT

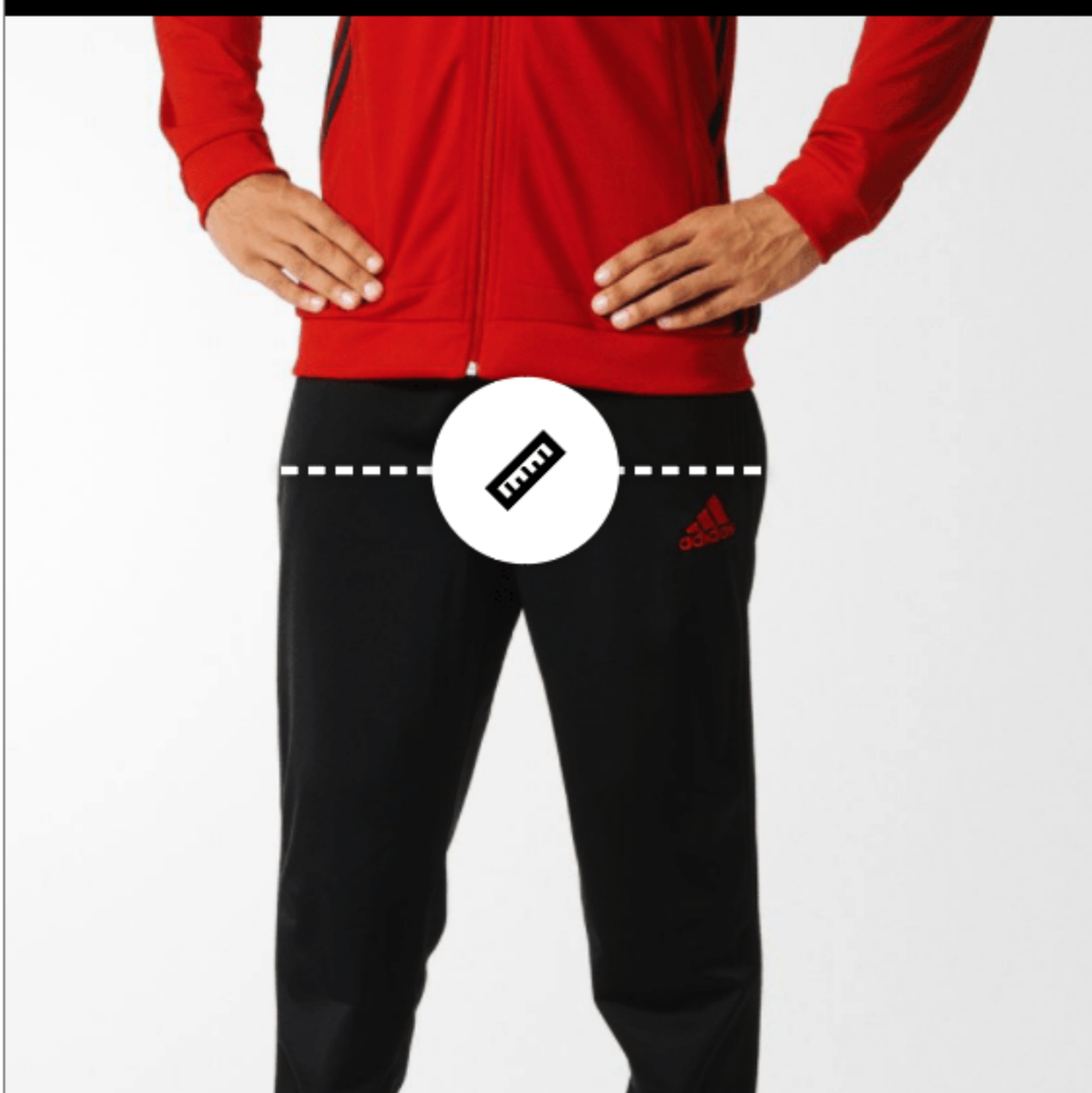
1 / 3



Measure around the narrowest part of the waist, keeping the tape horizontally.

HIP MEASUREMENT


2 / 3



Stand with your feet together and measure around the widest point of the hip, keeping the tape measure horizontally.

INSEAM MEASUREMENT

3 / 3



Measure from your crotch to the bottom of your leg. Be aware that the inseam measurements are based on a regular inseam.