


Mailing Address:  
P.O. Box 1674  
Warsaw, IN 46581-1674

Phone: 800-815-RAKE (7253)  
Fax: 574-267-8508  
www.PRUMidwest.com

Shipping Address:  
2666 S Country Club Rd  
Warsaw, IN 46580



## Light Lute/Lute


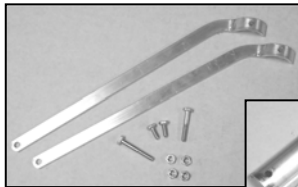
### Assembly Instructions

#### Tools Needed for Assembly:

- 7/16" wrench (two)

#### Parts Shipped with Unit:


- Head
- Aluminum handle (not shown)
- Braces:
  - Gusset braces (set of 2)
  - Bolt bag for gusset bracesAND/OR
  - Wrap-around braces (set of 2)
  - Bolt bag for wrap-around braces



**NOTE:** If you have chosen the Goliath bracing option, proceed with steps 1 through 3 of Gusset Brace instructions and steps 3 through 5 of Wrap-Around Brace instructions.


#### Gusset Brace Instructions:

1. Slide slotted handle over center hole on the aluminum head.
2. Position one gusset on bottom of handle, as shown, and the other gusset on top of the handle.
3. Insert the two longest bolts through the top gusset, the handle, and the bottom gusset. Insert the two shortest bolts through the two remaining holes. Install nuts, but do not tighten.
4. Tighten all nuts on rake, being careful not to over tighten. Over tightening hardware may result in crushing the handle, thereby compromising its strength.



#### Wrap-around Brace Instructions:

1. Slide slotted end of handle over center hole on aluminum head.
2. Align holes and insert middle size bolt. Install nut, but do not tighten.
3. Align holes of flat end of braces with holes on rake head, as shown, and insert the two shortest bolts. Install nuts, but do not tighten.
4. Align holes of wrap-around end of braces with the handle, as shown, and insert the longest bolt. Install nut, but do not tighten.
5. Once all nuts have been installed, tighten until snug, being careful not to over tighten. Over tightening may result in crushing the handle, thereby compromising its strength.



#### **FULL WARRANTY**

All Midwest Rake products carry a full warranty against manufacturer defects in quality and workmanship. Products which have been abused or worn out from normal use are excluded from this warranty. We reserve the right to replace or issue credit on an individual basis.

PK90047

1 / 11

## REPLACEMENT PARTS LIST

See Reverse Side

## **REPLACEMENT PARTS**

### **Light Lute & Straight Light Lute**

SP10013	Head – 24” w/ teeth on one side
SP10016	Head – 24” straight on both sides
SP10014	Head – 30” w/ teeth on one side
SP10017	Head – 30” straight on both sides
SP10015	Head – 36” w/ teeth on one side
SP10018	Head – 36” straight on both sides
SP10060	Head – 42” w/teeth on one side
SP10070	Head – 42” straight on both sides
SA20010	Handle – 66” RD Blue with 6” green grip
SA20011	Handle - blue aluminum powder coated 1-1/8” x 82” (metal cap)
SA20165	Handle - yellow aluminum powder coated 1-1/8” x 82” (metal cap)
SA20170	Handle - yellow aluminum powder coated 1-3/8” x 82” (vinyl cap)
SA20166	Handle - yellow aluminum powder coated 1-3/8” x 108” (vinyl cap)
SA30001	Braces – wrap around for 1-1/8” & 1-3/8” (set of 2)
SA30009	Braces – gusset for 1-1/8” (set of 2)
SA30012	Braces – oversized gusset for 1-3/8” (set of 2)
SA60018	Bolt bag – 1-1/8” handle w/ wrap braces: 4 bolts, 4 loc nuts
SA60024	Bolt bag – 1-1/8” handle w/ gusset braces: 4 bolts, 4 loc nuts
SA60021	Bolt bag – 1-3/8” handle w/ wrap braces: 4 bolts, 4 loc nuts
SA60022	Bolt bag – 1-3/8” handle w/ gusset braces: 4 bolts, 4 loc nuts
SP50014	Grip – Black Vinyl oversized 1-3/8”
SP50084	Cap – metal for 1-1/8” handle

### **Standard Lute and Standard Straight Lute**

SP10061	Head – 24” w/ teeth on one side
SP10120	Head – 24” straight on both sides
SP10062	Head – 30” w/ teeth on one side
SP10121	Head – 30” straight on both sides
SP10063	Head – 36” w/ teeth on one side
SP10122	Head – 36” straight on both sides
SP10064	Head – 42” w/ teeth on one side
SP10123	Head – 42” straight on both sides
SP10094	Head – 48” w/ teeth on one side
SA20171	Handle – yellow aluminum powder coated 1-1/8” x 82” (5” vinyl grip)
SA21070	Handle – yellow aluminum powder coated 1-3/8” x 82” (vinyl cap)
SA20166	Handle – yellow aluminum powder coated 1-3/8” x 108” (vinyl cap)
SA30001	Braces – wrap-around (set) for 1-1/8” & 1-3/8”
SA30009	Braces – gusset (set) for 1-1/8”
SA30012	Braces – oversized gusset (set) for 1-3/8”
SA60018	Bolt bag – 1-1/8” handle w/ wrap braces: 4 bolts, 4 loc nuts
SA60024	Bolt bag – 1-1/8” handle w/ gusset braces: 4 bolts, 4 loc nuts
SA60021	Bolt bag – 1-3/8” handle w/ wrap braces: 4 bolts, 4 loc nuts
SA60022	Bolt bag – 1-3/8” handle w/ gusset braces: 4 bolts, 4 loc nuts
SP50014	Cap – 1-3/8” black oversized vinyl
SP50002	Grip – 5” black for 1-1/8” handle